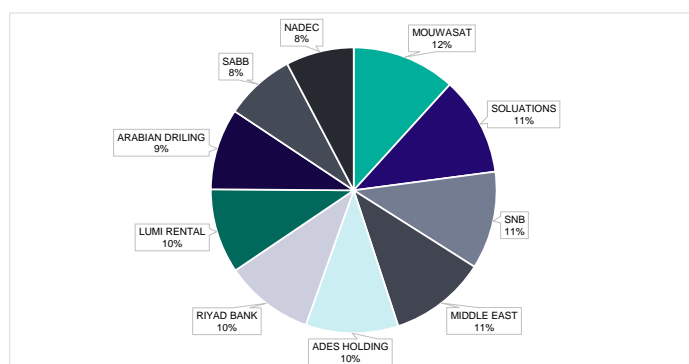
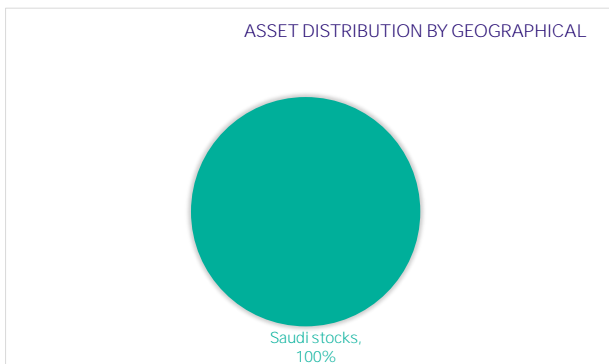


# Riyad Opportunities Fund

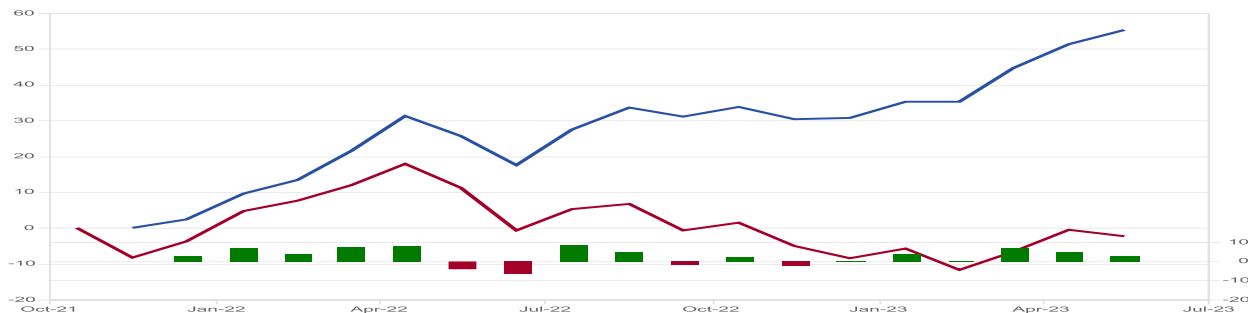
<b>The objective of the fund</b>	<b>Date</b>
It is an open-ended public fund that invests in Saudi stocks and aims to achieve capital growth in the medium and long term.	3/31/2024
<b>Definitions</b>	
<b>Standard Deviation</b>	Most of the time the fund's monthly average return will fluctuate, at least, by this number
<b>Sharpe Ratio</b>	It determines the reward per unit of risk taken by the fund
<b>Tracking Error</b>	Measure of how closely a portfolio follows its benchmark
<b>Beta</b>	Risk relative to benchmark index
<b>Alpha</b>	Difference between the fund's actual returns and the expected returns given its risk
<b>Information Ratio</b>	The risk adjusted Excess return, shows manager's skill
<b>Price information as at the end of the quarter :</b>	
<b>Unit Price</b>	21.56
<b>Change in unit price (compared to the previous quarter)</b>	9.95%
<b>Total units of the fund</b>	14,746,424.32
<b>Total Net Assets</b>	317,948,469.06
<b>P/E ration</b>	-
<b>Details of the fund's ownership investments</b>	
<b>Full Ownership</b>	100%
<b>Usufruct right</b>	-

<b>Fund Information</b>		
<b>Fund start date</b>	11/14/2021	
<b>Unit Price upon offering</b>	10	
<b>Size of the fund</b>	319,385,384.50	
<b>Type of fund</b>	Public Fund	
<b>Currency of the fund</b>	SAR	
<b>Level of risk</b>	High Risk	
<b>Benchmark</b>	TASI	
<b>Number of distributions</b>	N/A	
<b>Percentage of fees for the management of the invested funds</b>	N/A	
<b>The investment advisor and fund sub-manager</b>	N/A	
<b>The number of days of the weighted average</b>	N/A	
<b>Fund information as at the end of quarter :</b>		
<b>Item</b>	<b>Value</b>	<b>%</b>
<b>Total Expense Ratio</b>	1,966,712.92	0.654%
<b>Borrowing percentage</b>	-	0.000%
<b>Dealing expenses</b>	129,042.18	0.043%
<b>Investment of the fund manager</b>	37,106,627.61	11.671%
<b>Distributed profits</b>	-	0.000%



<b>Return (cumulative)</b>						
<b>Item</b>	<b>Return of 3 Months</b>	<b>Return YTD</b>	<b>Return of one year</b>	<b>Return Three years</b>	<b>Return Five years</b>	
Fund Performance	9.95	9.95	45.44	N/A	N/A	
Benchmark Performance	3.63	3.63	17.11	N/A	N/A	
Performance difference	6.32	6.32	28.33	N/A	N/A	

<b>Performance &amp; Risk</b>						
<b>Performance &amp; Risk standards</b>	<b>3 Months</b>	<b>YTD</b>	<b>One year</b>	<b>Three years</b>	<b>Five years</b>	
Standard Deviation	6.78	6.78	18.65	N/A	N/A	
Sharpe Ratio	1.27	1.27	2.14	N/A	N/A	
Tracking Error	3.87	3.87	10.62	N/A	N/A	
Beta	1.42	1.42	1.08	N/A	N/A	
Alpha	1.62	1.62	23.81	N/A	N/A	
Information Ratio	1.88	1.88	2.56	N/A	N/A	



**Disclaimer**  
 Past performance is neither an indication nor a guarantee of future returns. The value of units and income from them can go up or down, investors may receive less than what they have originally invested. Additionally, fees charged on funds and currency exchange rates may have additional adverse effects. Investors should consider their individual, and financial situation prior to entering into a specific product/fund and should seek advice from investment and legal professionals. Detailed and specific conformation related to the product is provided in the terms and conditions, applicable to the fund which should be read and understood prior to entering into it.

**Contact Details**  
 Riyadh Capital Head Office  
 Garnada Business Park 2414 Al-Shohda Dist.  
 Unit No 69, Riyadh 13241 - 7279 Saudi Arabia  
 Tel: 920012299 Email address: ask@riyadcapital.com  
<http://www.riyadcapital.com/en/>

Riyad Capital is a Saudi Closed Joint Stock Company with Paid up capital of SR 500 million, licensed by the Saudi Arabian Capital Market Authority NO.07070-37. Commercial Registration No: 1010239234. Head Office: Granada Business Park 2414 Al-Shohda Dist. – Unit No 69, Riyadh 13241 - 7279 Saudi Arabia.