

Riyad Gulf Equity Fund

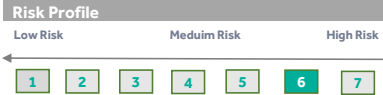


March-24

Fund Facts	
Fund Type	Equity
Shari'ah Status	Sharia Compliant
Fund Currency	SAR
NAV	13.66
Fund Size (AuMs)	139.19
Inception Date	Feb-06
Benchmark	Ideal Ratings GCC ex Saudi Islamic index - Saudi Investor

Trading Information	
Bloomberg Ticker:	RIYGULF AB Equity
Tadawul Ticker:	001048

Administrative		
Initial/Minimum Balance	SAR	5,000
Min Subscription/Redemption	SAR	1,000
Valuation/Dealing Days		Mon & Wed
Settlement In		5 Business Days
Management Fee		1.85%
Subscription Fee		2.00%
Expense ratio		0.19%



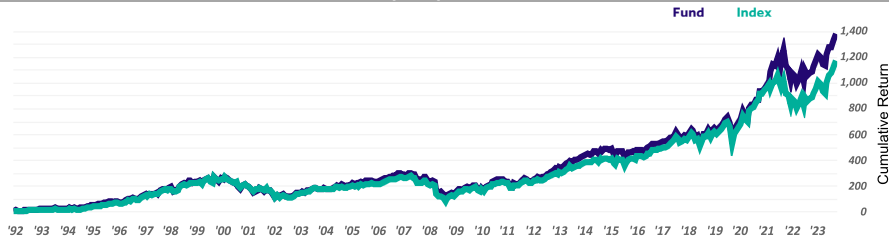
Fund Investment Objective

The Fund aims to provide long-term capital growth through investing primarily in Gulf stocks companies in UAE, Kuwait, Bahrain, Qatar, and Oman, within the criteria set by the Sharia Committee of Riyad Capital.

*Not annualized if less than one year

Performance in Fund Currency (Net Return)						
Short Term Return*	1 Month	3 Months	6 Months	9 Months	YTD	
Fund	-1.12%	-1.24%	-2.73%	-0.92%	-1.24%	
Benchmark	-1.94%	-9.55%	-10.39%	-7.84%	-9.55%	
Calendar Returns	2023	2022	2021	2020	2019	
Fund	-2.50%	1.28%	29.72%	2.63%	10.00%	
Benchmark	-2.88%	20.92%	35.12%	9.02%	1.15%	
Annualized Return	1 Year	3 Years	5 Years	10 Years	Since Inception	
Fund	0.66%	4.67%	6.86%	2.09%	1.74%	
Benchmark	-7.26%	10.26%	9.33%	1.81%	-1.44%	
Cumulative Return						
Fund	0.66%	14.67%	39.37%	22.95%	36.65%	
Benchmark	-7.26%	34.05%	56.19%	19.63%	-23.06%	
Statistical Analysis	1 Year	3 Years	5 Years	10 Years	Since Inception	
Excess Return	7.93%	-5.59%	-2.46%	0.28%	3.17%	
Alpha	6.46%	-2.08%	-0.98%	0.70%	4.61%	
Beta	0.74	0.70	0.88	0.79	0.77	
Standard Deviation	12.62%	12.57%	16.21%	15.37%	17.36%	
Sharpe Ratio	-0.38	0.16	0.30	0.05	0.04	
Information Ratio	0.98	-0.58	-0.29	0.03	0.60	
Tracking Error	7.73%	9.55%	8.41%	8.19%	8.98%	

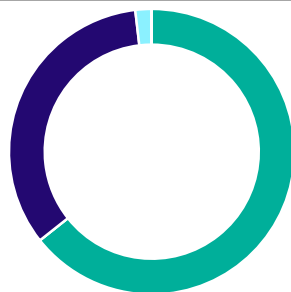
Since inception performance



TOP 10 Holdings

MASRAF AL RAYAN	3.54%
ABU DHABI ISLAMIC BANK	3.84%
ALPHA DHABI HOLDING	4.09%
DUBAI ISLAMIC BANK	4.42%
ALDAR PROPERTIES	4.53%
DUBAI ELECTRICITY & WATER	4.64%
INDUSTRIES QATAR	6.85%
QATAR ISLAMIC BANK	6.90%
EMAAR PROPERTIES	11.56%
EMIRATES TELECOMMUNICATIONS GROUP COMPANY	12.11%

Country weight



United Arab Emirates	64.29%
Bahrain	0.00%
Qatar	33.79%
Kuwait	1.81%
Oman	0.04%

GIPS Compliant

Riyad Capital claims compliance with the Global Investment Performance Standards (GIPS®). GIPS® is a registered trademark of CFA Institute. CFA Institute does not endorse or promote this organization, nor does it warrant the accuracy or quality of the content contained herein. The expense ratio includes admin fees, advertising fee, Audit fee, Custody fee, management fee, audit fee, Sama fees, Transaction fees, VAT fees, Tadawul fees. And ZAKAT.



Disclaimer