

# Riyad Asian Equity Fund

August, 2022



## Fund Facts

Risk Level	High
Geographic Scope	SE Asia
Sector Focus	Diversified
Fund Currency	US Dollar (USD)
Current Unit Price	69.21
Fund's Assets Size (Mil)	13.33
Launch Date	May-92
Benchmark	MSCI AC Asia Ex. Japan Index

## Administrative

Initial/Minimum Balance	\$2,500.00
Min Subscription/Redemption	\$1,000.00
Valuation/Dealing Days	Mon, Tue & Wed
Settlement In	5 Business Days
Management Fee	1.50%
Subscription Fee	2.00%

## Top Sectors

	Fund	Index
Financials	30.20%	20.30%
Information Technology	21.20%	21.90%
Consumer Discretionary	17.30%	15.20%
Industrials	5.90%	6.80%
Consumer Staples	4.20%	5.40%
Materials	3.70%	5.40%
Health Care	3.30%	4.00%
Communication Services	2.80%	10.10%
Real Estate	2.10%	3.80%
Energy	0.90%	3.90%
Other	8.40%	3.20%

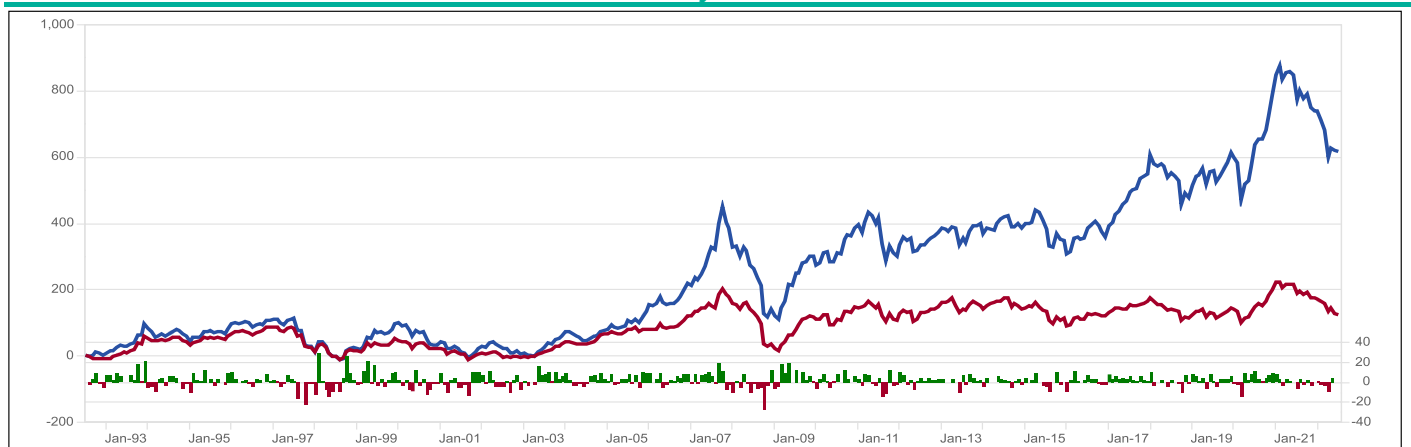
## Performance in Fund Currency

Short Term Return	1 Month	3 Months	6 Months	9 Months	YTD	
Fund	-2.69%	-4.38%	-14.44%	-18.00%	-17.21%	
Benchmark	-0.33%	-9.32%	-16.41%	-20.02%	-20.09%	
Calendar Returns	2021	2020	2019	2018	2017	
Fund	-5.36%	24.71%	23.77%	-11.06%	41.32%	
Benchmark	-7.18%	22.16%	15.37%	-19.72%	20.64%	
Annualized Return	1 Year	3 Years	5 Years	10 Years	Since Inception	
Fund	-22.66%	3.64%	3.00%	4.88%	6.59%	
Benchmark	-25.54%	1.29%	-2.56%	-0.39%	2.55%	
Cumulative Return	Fund	-22.66%	11.32%	15.93%	61.02%	592.07%
Benchmark	-25.54%	3.91%	-12.17%	-3.88%	114.38%	

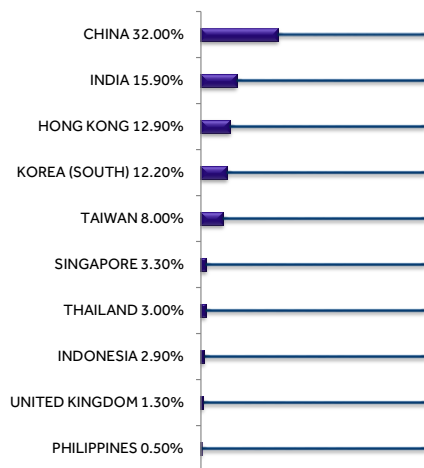
## Statistical Analysis

Performance	1 Year	3 Years	5 Years	10 Years	Since Inception	
Excess Return	2.88%	2.35%	5.56%	5.27%	4.04%	
Alpha	-1.61%	2.46%	5.75%	5.35%	5.71%	
Market Risk	Beta	0.81	0.97	0.98	0.89	0.94
R-Squared	68.62%	91.98%	91.29%	81.59%	81.29%	
Batting Average	50.00%	50.00%	61.67%	55.83%	52.89%	
Standard Deviation	12.02%	18.09%	17.42%	16.23%	23.47%	
Downside Deviation	13.21%	13.29%	12.60%	11.42%	15.21%	
Risk Reward	Sharpe Ratio	-1.92	0.17	0.11	0.26	0.19
Information Ratio	0.39	0.45	1.07	0.73	0.65	
Tracking Error	7.12%	5.15%	5.15%	7.22%	8.40%	

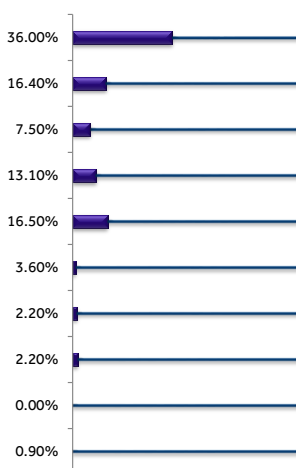
## Monthly Cumulative Performance



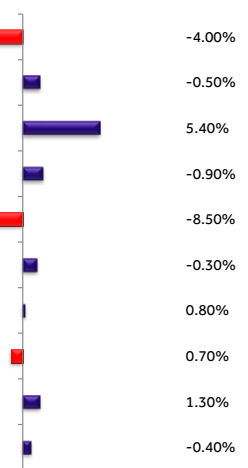
## Country Weights



## Index Weights



## Deviation



Riyad Capital is an authorized person under the Authorized Person Regulations with license number "07070-37" granted by the Capital Market Authority. Riyad Capital, the registered office of which is at P.O. Box 2414 Al-Shohda Dist, Riyadh 13241 – 7279, Saudi Arabia. ("www.riyadcapital.com"). Past performance is not a guarantee of future returns. The value of units, the income from them, the prices and currencies of the funds, can go down as well as up. Investors may get back less than he or she originally invested. Additionally fees shall apply on the fund. Changes in currency rates may have an adverse effect on the value, price or income of the security. To ensure proper understanding of the fund and its suitability for you according to your risk tolerance, we recommend that you seek a specialized investment advisor. More information about the fund is available in the Terms and Conditions applicable to that fund and should be read carefully before investing.