

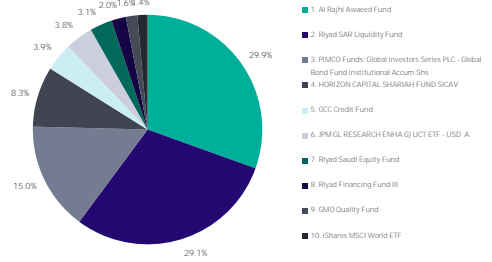
Fund Objective

An open-ended fund that invests in a group of funds invested capital and achieving a competitive rate of return in the short term with limited risks.

Fund Information

| | |
|--|---|
| Start Date | 10 June 2001 |
| Offering Unit Price | 10.00 |
| Size | 55,025,468.65 |
| Type | It is an open-ended public holding fund that invests in a group of funds |
| Currency | Saudi Riyal (SAR) |
| Level of Risk | Limited Risk |
| Benchmark | <ul style="list-style-type: none"> MSCI World Index TASI Barclays Bond Index The price of the cost of financing between banks in Saudi Riyals for one month |
| Number of Distributions | -- |
| Management Fee % (Fund / Invested Funds:0.1) | 0.50 - 1.85 |
| Investment Advisor / Fund Sub-Manager | -- |
| Weighted Average Number of Days | -- |
| Total Expense Ratio | 77,769.34 0.142% |
| Borrowing Percentage | -- |
| Dealing Expenses | -- |
| Fund Manager Investment | -- |
| Distributed Profits | -- |

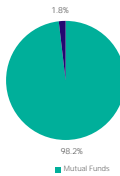
Top 10 Holdings



Price & Units Information

| | |
|---------------------------------|---------------|
| Unit Price | 18.85 |
| Price Change (vs. last quarter) | 0.58% |
| Total Fund Units | 2,910,379.94 |
| Total Net Assets | 54,846,470.76 |
| P/E Ratio | -- |

Asset Class Allocation



Geographical Distribution



Fund Ownership Investments

| | |
|----------------|---------|
| Full Ownership | 100.00% |
| Usufruct Right | -- |

Cumulative Returns (%)

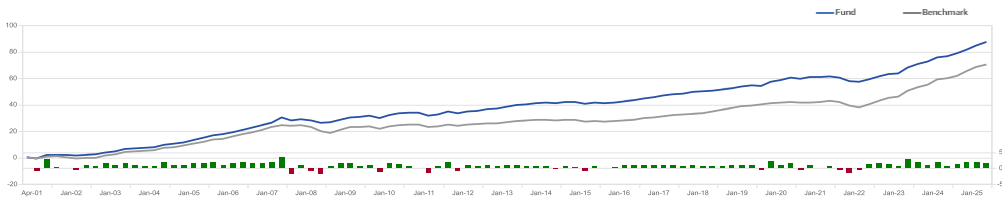
| | 3 Months | YTD | 1 Year | 3 Years | 5 Years |
|---------------------|----------|-------|--------|---------|---------|
| Fund | 0.58 | 0.58 | 5.49 | 16.88 | 18.11 |
| Benchmark | 0.76 | 0.76 | 6.04 | 20.28 | 21.52 |
| Difference (Excess) | -0.18 | -0.18 | -0.55 | -3.39 | -3.41 |

Performance & Risk Measures

| Measure | 3 Months | YTD | 1 Year | 3 Years | 5 Years |
|-----------------------|----------|--------|--------|---------|---------|
| 1. Standard Deviation | 0.56% | 0.56% | 1.29% | 1.44% | 1.77% |
| 2. Sharpe Ratio | -0.63 | -0.63 | 0.98 | 0.26 | -0.06 |
| 3. Tracking Error | 0.06% | 0.06% | 0.31% | 0.37% | 0.61% |
| 4. Beta | 1.12 | 1.12 | 1.05 | 0.95 | 0.86 |
| 5. Alpha | -0.09% | -0.09% | -0.81% | -0.65% | -0.01% |
| 6. Information Ratio | -2.89 | -2.89 | -1.69 | -2.69 | -0.96 |

Note: Formula for each measure is provided below.

Fund Performance vs. Benchmark



Formula of each measure:

$$(1) \ s = \sqrt{\frac{n \sum_{i=1}^n r_i^2 - (\sum_{i=1}^n r_i)^2}{n^2 - n}} \quad (2) \ SR = \frac{r_p - r_f}{\sigma_p} \quad (3) \ \sigma = \sqrt{\frac{n \sum_{i=1}^n r_i^2 - (\sum_{i=1}^n r_i)^2}{n^2 - n}} \quad (4) \ \beta = \frac{Cov(r_p, r_b)}{Var(r_b)} \quad (5) \ \alpha_t = r_t - [r_f + \beta * (r_b - r_f)] \quad (6) \ IR = \frac{E(r_p - r_b)}{\sigma_{excess}}$$

n: number of return periods in sample | r_t : return for a specific period t | r_p (r_b): average annual portfolio (benchmark) return | r_f : average annual risk-free rate | σ : annualized standard deviation | σ_{excess} : annualized standard deviation of the portfolio's excess return | β : portfolio's beta relative to the market.

Disclaimer

Past performance is neither an indication nor a guarantee of future returns. The value of units and income from them can go up or down. Investors may receive less than what they have originally invested. Additionally, fees charged on funds and currency exchange rates may have additional adverse effects. Investors should consider their individual and financial situation prior to entering into a specific product / fund and should seek advice from investment and legal professionals. Detailed and specific confirmation related to the product is provided in the terms and conditions, applicable to the fund which should be read and understood prior to entering into it.

Contact Details

Riyad Capital Head Office | 3128 Financial Boulevard, 6671 Al Aqeeq Dist., Riyadh 13519, Kingdom of Saudi Arabia. | Tel: 020012299 | Email address: ask@riyadcapital.com | <http://www.riyadcapital.com/en/>