

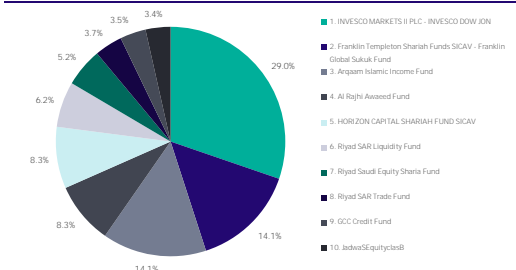
Fund Objective

An open-ended public holding fund that invests in a group of funds that are compatible with the Shariah standards approved by the Shariah Committee and aims to achieve a balance between the growth and protection of capital in the medium and long term under medium risks.

Fund Information

Start Date	31 December 2002	
Offering Unit Price	10.00	
Size	24,669,799.69	
Type	It is an open public holding fund that invests in a group of funds that are compatible with the Shariah standards.	
Currency	Saudi Riyal (SAR)	
Level of Risk	Medium Risk	
Benchmark	<ul style="list-style-type: none"> ■ DJ Islamic Markets ■ S&P Saudi Shariah ■ Dow Jones Sukuk Total Return (ex-Reinvestment) ■ The price of the cost of financing between banks in Saudi riyals for one month 	
Number of Distributions	--	
Management Fee % (Fund) / Invested Funds:0.4	0.50 - 1.85	
Investment Advisor / Fund Sub-Manager	--	
Weighted Average Number of Days	--	
Total Expense Ratio	63,591.92	0.260%
Borrowing Percentage	--	--
Dealing Expenses	--	--
Fund Manager Investment	--	--
Distributed Profits	--	--

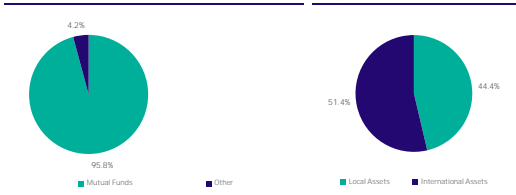
Top 10 Holdings



Price & Units Information

Unit Price	32.86
Price Change (vs. last quarter)	-1.41%
Total Fund Units	744,407.07
Total Net Assets	24,461,577.50
P/E Ratio	--

Asset Class Allocation



Fund Ownership Investments

Full Ownership	100.00%
Usufruct Right	--

Cumulative Returns (%)

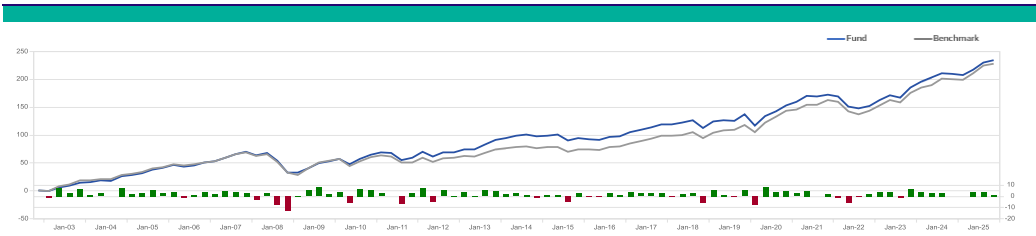
	3 Months	YTD	1 Year	3 Years	5 Years
Fund	-1.41	-1.41	7.19	25.50	27.12
Benchmark	-0.66	-0.66	8.92	28.63	32.54
Difference (Excess)	-0.75	-0.75	-1.72	-3.13	-5.43

Performance & Risk Measures

Measure	3 Months	YTD	1 Year	3 Years	5 Years
1. Standard Deviation	1.97%	1.97%	4.99%	5.35%	6.12%
2. Sharpe Ratio	-1.19	-1.19	0.60	0.54	0.23
3. Tracking Error	0.07%	0.07%	0.85%	1.22%	1.85%
4. Beta	1.03	1.03	1.01	0.99	0.97
5. Alpha	-0.25%	-0.25%	-1.64%	-0.73%	-0.64%
6. Information Ratio	-10.24	-10.24	-1.95	-0.72	-0.47

Note: Formula for each measure is provided below.

Fund Performance vs. Benchmark



Formula for each measure:

$$(1) s = \sqrt{\frac{n \sum r_{it}^2 - (\sum r_{it})^2}{n^2 - n}} \quad (2) SR = \frac{r_p - r_f}{\sigma_p} \quad (3) \sigma = \sqrt{\frac{n \sum r_{it}^2 - (\sum r_{it})^2}{n^2 - n}} \quad (4) \beta = \frac{Cov(r_p, r_b)}{Var(r_b)} \quad (5) \alpha_t = r_{it} - [r_{ft} + \beta * (r_{bt} - r_{ft})] \quad (6) IR = \frac{E(r_p - r_b)}{\sigma_{excess}}$$

n : number of return periods in sample | r_{it} : return for a specific period t | r_p (r_b): average annual portfolio (benchmark) return | r_f : average annual risk-free rate | σ : annualized standard deviation | σ_{excess} : annualized standard deviation of the portfolio's excess return | β : portfolio's beta relative to the market.

Disclaimer

Past performance is neither an indication nor a guarantee of future returns. The value of units and income from them can go up or down. Investors may receive less than what they have originally invested. Additionally, fees charged on funds and currency exchange rates may have additional adverse effects. Investors should consider their individual and financial situation prior to entering into a specific product / fund and should seek advice from investment and legal professionals. Detailed and specific confirmation related to the product is provided in the terms and conditions, applicable to the fund which should be read and understood prior to entering into it.

Contact Details

Riyad Capital Head Office | 3128 Financial Boulevard, 6671 Al Aqeeq Dist., Riyadh 13519, Kingdom of Saudi Arabia. | Tel: 920012299 | Email: ask@riyadcapital.com | <http://www.riyadcapital.com/en/>