

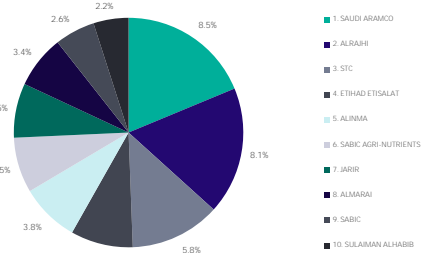
## Fund Objective

An open-ended public fund that invests mainly in equities of companies listed in the Saudi market, as well as money market and fixed income instruments that are consistent with Shariah controls, determined by the fund's index.

## Fund Information

Start Date	15 March 2005
Offering Unit Price	10.00
Size	43,008,405.20
Type	An open-ended public fund
Currency	Saudi Riyal (SAR)
Level of Risk	High Risk
Benchmark	The composite that consists of the Riyad Balanced Income Fund Index, which is compatible with Shariah standards Provided by Ideal Ratings (50%) and the cost of financing between banks (SAR) in Saudi Arabia for six months (50%).
Number of Distributions	--
Management Fee % (Fund Invested Funds) 1.25   0.5	
Investment Advisor / Fund Sub-Manager	--
Weighted Average Number of Days	--
Total Expense Ratio	190,853.69 0.456%
Borrowing Percentage	--
Dealing Expenses	9,632.21 0.023%
Fund Manager Investment	--
Distributed Profits	--

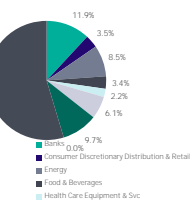
## Top 10 Holdings



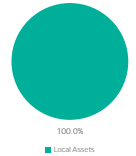
## Price & Units Information

Unit Price	28.26
Price Change (vs. last quarter)	4.20%
Total Fund Units	1,482,235.75
Total Net Assets	41,894,727.22
P/E Ratio	--

## Asset Class Allocation



## Geographical Distribution



## Fund Ownership Investments

Full Ownership	100.00%
Usufruct Right	--

## Cumulative Returns (%)

	3 Months	YTD	1 Year	3 Years	5 Years
Fund	4.20	4.20	-2.30	21.73	43.03
Benchmark	4.50	4.50	-0.32	3.59	2.48
Difference (Excess)	-0.30	-0.30	-1.98	18.14	40.55

## Performance & Risk Measures

Measure	3 Months	YTD	1 Year	3 Years	5 Years
1. Standard Deviation	3.31%	3.31%	9.13%	8.51%	9.31%
2. Sharpe Ratio	0.99	0.99	-0.71	0.21	0.42
3. Tracking Error	0.54%	0.54%	2.19%	3.60%	3.68%
4. Beta	1.09	1.09	1.06	1.16	1.20
5. Alpha	-0.23%	-0.23%	-1.93%	5.44%	6.92%
6. Information Ratio	-0.59	-0.59	-0.87	1.53	1.87

Note: Formula for each measure is provided below.

## Fund Performance vs. Benchmark



Formula for each measure:

$$(1) s = \sqrt{\frac{n \sum_{i=1}^n r_i^2 - (\sum_{i=1}^n r_i)^2}{n^2 - n}}$$

$$(2) SR = \frac{r_p - r_f}{\sigma_p}$$

$$(3) \sigma = \sqrt{\frac{n \sum_{i=1}^n r_i^2 - (\sum_{i=1}^n r_i)^2}{n^2 - n}}$$

$$(4) \beta = \frac{Cov(r_p, r_b)}{Var(r_b)}$$

$$(5) \alpha_i = r_i - [r_f + \beta * (r_b - r_f)]$$

$$(6) IR = \frac{E(r_p - r_b)}{\sigma_{excess}}$$

$n$ : number of return periods in sample |  $r_i$ : return for a specific period  $i$  |  $r_p$  ( $r_b$ ): average annual portfolio (benchmark) return |  $r_f$ : average annual risk-free rate |  $\sigma$ : annualized standard deviation |  $\sigma_{excess}$ : annualized standard deviation of the portfolio's excess return |  $\beta$ : portfolio's beta relative to the market.

### Disclaimer

Past performance is neither an indication nor a guarantee of future returns. The value of units and income from them can go up or down. Investors may receive less than what they have originally invested. Additionally, fees charged on funds and currency exchange rates may have additional adverse effects. Investors should consider their individual and financial situation prior to entering into a specific product / fund and should seek advice from investment and legal professionals. Detailed and specific confirmation related to the product is provided in the terms and conditions, applicable to the fund which should be read and understood prior to entering into it.

### Contact Details

Riyad Capital Head Office | 3128 Financial Boulevard, 6671 Al Aqeeq Dist., Riyadh 13519, Kingdom of Saudi Arabia. | Tel: 920012299 | Email address: ask@riyadcapital.com | <http://www.riyadcapital.com/en/>