

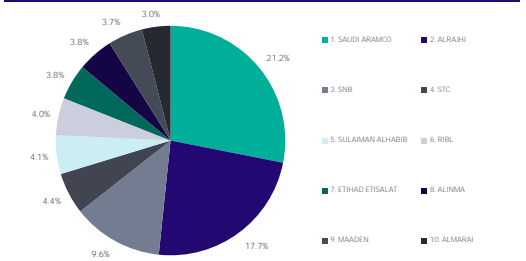
Fund Objective

An open-ended public fund that invests in Saudi equities and aims to achieve long-term capital growth.

Fund Information

Start Date	31 December 2000		
Offering Unit Price	9.72		
Size	896,885,708.97		
Type	An open-ended public fund		
Currency	Saudi Riyal (SAR)		
Level of Risk	High Risk		
Benchmark	IdealRatings for Blue chip Saudi stocks (for the saudi investor)		
Number of Distributions	--		
Management Fee % (Fund Invested Funds)	1.50		
Investment Advisor / Fund Sub-Manager	--		
Weighted Average Number of Days	--		
Total Expense Ratio	4,254,205.13	0.475%	
Borrowing Percentage	--		
Dealing Expenses	109,504.59	0.012%	
Fund Manager Investment	--		
Distributed Profits	--		

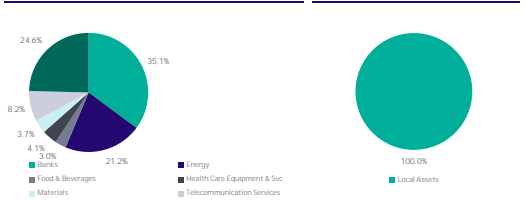
Top 10 Holdings



Price & Units Information

Unit Price	114.15		
Price Change (vs. last quarter)	8.45%		
Total Fund Units	7,837,877.33		
Total Net Assets	894,729,344.78		
P/E Ratio	--		

Asset Class Allocation



Fund Ownership Investments

Full Ownership	100.00%		
Usufruct Right	--		

Cumulative Returns (%)

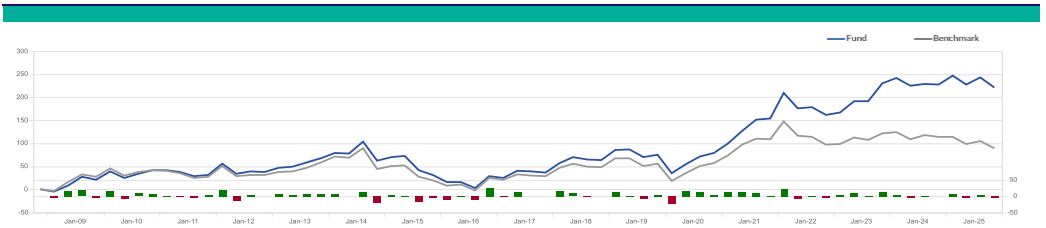
	3 Months	YTD	1 Year	3 Years	5 Years
Fund	8.45	8.45	0.13	30.33	74.55
Benchmark	9.95	9.95	-2.56	5.31	19.93
Difference (Excess)	-1.50	-1.50	2.69	25.02	54.62

Performance & Risk Measures

Measure	3 Months	YTD	1 Year	3 Years	5 Years
1. Standard Deviation	6.25%	6.25%	17.34%	14.54%	17.19%
2. Sharpe Ratio	1.20	1.20	-0.24	0.29	0.48
3. Tracking Error	0.40%	0.40%	2.45%	4.31%	3.63%
4. Beta	1.00	1.00	0.94	0.97	0.99
5. Alpha	-0.48%	-0.48%	2.54%	7.49%	7.91%
6. Information Ratio	-4.55	-4.55	1.05	1.72	2.21

Note: Formula for each measure is provided below.

Fund Performance vs. Benchmark



Formula for each measure:

$$(1) \bar{x} = \frac{\sum_{i=1}^n x_i}{n} \quad (2) SR = \frac{\bar{r}_p - r_f}{\sigma_p} \quad (3) \sigma = \sqrt{\frac{\sum_{i=1}^n (r_i - \bar{r})^2}{n-1}} \quad (4) \beta = \frac{Cov(r_p, r_b)}{Var(r_b)} \quad (5) \alpha_i = r_i - [r_f + \beta * (r_b - r_f)] \quad (6) IR = \frac{E(r_p - r_b)}{\sigma_{excess}}$$

n : number of return periods in sample | r_i : return for a specific period i | r_p (r_b): average annual portfolio (benchmark) return | r_f : average annual risk-free rate | σ : annualized standard deviation | σ_{excess} : annualized standard deviation of the portfolio's excess return | β : portfolio's beta relative to the market.

Disclaimer

Past performance is neither an indication nor a guarantee of future returns. The value of units and income from them can go up or down. Investors may receive less than what they have originally invested. Additionally, fees charged on funds and currency exchange rates may have additional adverse effects. Investors should consider their individual and financial situation prior to entering into a specific product / fund and should seek advice from investment and legal professionals. Detailed and specific confirmation related to the product is provided in the terms and conditions, applicable to the fund which should be read and understood prior to entering into it.

Contact Details

Riyad Capital Head Office | 3128 Financial Boulevard, 6671 Al Aqeeq Dist., Riyadh 13519, Kingdom of Saudi Arabia | T: +966112299 | Email: ask@ryjcapital.com | <http://www.ryjcapital.com/en/>