

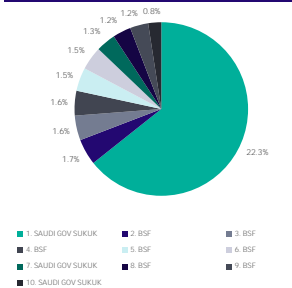
Fund Objective

An open-ended public money market fund that invests in money market instruments that comply with Shariah standards approved by the Shariah Committee and aims to preserve the invested capital while achieving an appropriate rate of return.

Fund Information

Start Date	01 July 1993
Offering Unit Price	1,000.0000
Size	1,191,367,282.15
Type	An open-ended public money market fund that invests in money market instruments that comply with regulations Shariah law
Currency	Saudi Riyal (SAR)
Level of Risk	Low Risk
Benchmark	Interbank financing cost in Saudi riyals for a month.
Number of Distributions	--
Management Fee % (Fund / Invested Funds)	0.5 0.5
Investment Advisor / Fund Sub-Manager	--
Weighted Average Number of Days	1,935
Total Expense Ratio	680,170.70 0.057%
Borrowing Percentage	--
Dealing Expenses	--
Fund Manager Investment	412,670,878.27 34.654%
Distributed Profits	--

Top 10 Holdings



Credit Rating Information

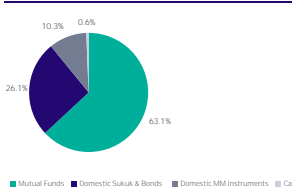
#	Instrument / Holding			Issuer	
	Rating	Date	Agency	Rating	Agency
1	Aa3	22-11-24	Moody's	A+	Fitch
2	A-	29-03-23	S&P	--	--
3	A-	29-03-23	S&P	--	--
4	A-	29-03-23	S&P	--	--
5	A-	29-03-23	S&P	--	--
6	A-	29-03-23	S&P	--	--
7	Aa3	22-11-24	Moody's	A+	Fitch
8	A-	29-03-23	S&P	--	--
9	A-	29-03-23	S&P	--	--
10	Aa3	22-11-24	Moody's	A+	Fitch

Date format: DD-MM-YY

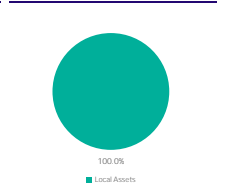
Price & Units Information

Unit Price	2,544.5367
Price Change (vs. last quarter)	0.68%
Total Fund Units	467,994.47
Total Net Assets	1,190,829,077.67
P/E Ratio	--

Asset Class Allocation



Geographical Distribution



Fund Ownership Investments

Full Ownership	100.00%
Usufruct Right	--

Cumulative Returns (%)

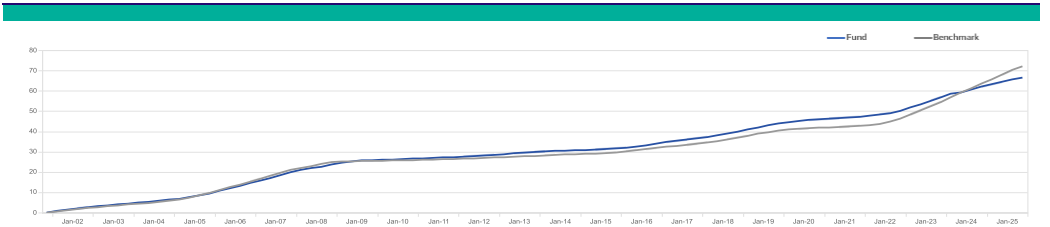
	3 Months	YTD	1 Year	3 Years	5 Years
Fund	0.68	0.68	2.66	10.49	14.54
Benchmark	1.11	1.11	5.06	17.41	22.60
Difference (Excess)	-0.43	-0.43	-2.40	-6.92	-8.06

Performance & Risk Measures

Measure	3 Months	YTD	1 Year	3 Years	5 Years
1. Standard Deviation	0.04%	0.04%	0.10%	0.41%	0.44%
2. Sharpe Ratio	-6.62	-6.62	-16.28	-3.91	-1.70
3. Tracking Error	0.04%	0.04%	0.15%	0.39%	0.40%
4. Beta	12.67	12.67	0.13	0.92	0.55
5. Alpha	-4.45%	-4.45%	2.01%	-1.58%	0.48%
6. Information Ratio	-11.71	-11.71	-15.56	-5.35	-3.49

Note: Formula for each measure is provided below.

Fund Performance vs. Benchmark



Formula of each measure:

$$(1) s = \sqrt{\frac{n \sum_{i=1}^n r_i^2 - (\sum_{i=1}^n r_i)^2}{n^2 - n}} \quad (2) SR = \frac{r_p - r_f}{\sigma_p} \quad (3) \sigma = \sqrt{\frac{n \sum_{i=1}^n r_i^2 - (\sum_{i=1}^n r_i)^2}{n^2 - n}} \quad (4) \beta = \frac{Cov(r_p, r_b)}{Var(r_b)} \quad (5) \alpha_i = r_i - [r_f + \beta * (r_b - r_f)] \quad (6) IR = \frac{E(r_p - r_b)}{\sigma_{excess}}$$

n : number of return periods in sample | r_i : return for a specific period i | r_p (r_b): average annual portfolio (benchmark) return | r_f : average annual risk-free rate | σ : annualized standard deviation | σ_{excess} : annualized standard deviation of the portfolio's excess return | β : portfolio's beta relative to the market.

Disclaimer

Past performance is neither an indication nor a guarantee of future returns. The value of units and income from them can go up or down. Investors may receive less than what they have originally invested. Additionally, fees charged on funds and currency exchange rates may have additional adverse effects. Investors should consider their individual and financial situation prior to entering into a specific product / fund and should seek advice from investment and legal professionals. Detailed and specific confirmation related to the product is provided in the terms and conditions, applicable to the fund which should be read and understood prior to entering into it.

Contact Details

Riyad Capital Head Office | 3128 Financial Boulevard, 6671 Al Aqeeq Dist., Riyadh 13519, Kingdom of Saudi Arabia. | Tel: 920012299 | Email address: ask@riyadcapital.com | <http://www.riyadcapital.com/en/>