

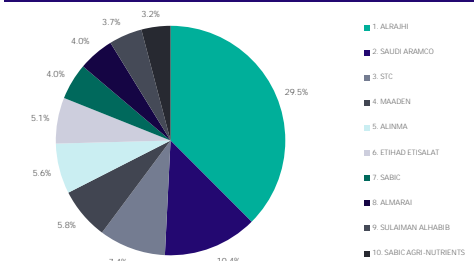
Fund Objective

An open-ended public fund that invests in Saudi stocks that comply with Shariah standards.

Fund Information

Start Date	21 November 1996		
Offering Unit Price	1.00		
Size	723,823,929.92		
Type	An open public investment fund that invests in Saudi stocks that comply with Shariah standards		
Currency	Saudi Riyal (SAR)		
Level of Risk	High Risk		
Benchmark	Standard & Poor's Index for Shariah-compliant companies		
Number of Distributions	--		
Management Fee % (Fund Invested Funds)	1.50		
Investment Advisor / Fund Sub-Manager	--		
Weighted Average Number of Days	--		
Total Expense Ratio	0.482%		
Borrowing Percentage	--		
Dealing Expenses	93,004.92		
Fund Manager Investment	--		
Distributed Profits	--		

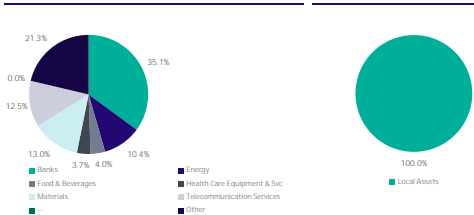
Top 10 Holdings



Price & Units Information

Unit Price	18.00		
Price Change (vs. last quarter)	6.58%		
Total Fund Units	40,137,100.90		
Total Net Assets	722,352,433.02		
P/E Ratio	--		

Asset Class Allocation



Fund Ownership Investments

Full Ownership	100.00%		
Usufruct Right	--		

Cumulative Returns (%)

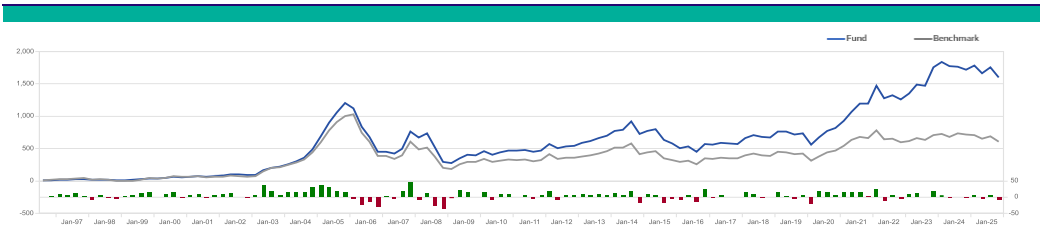
	3 Months	YTD	1 Year	3 Years	5 Years
Fund	6.58	6.58	-4.15	24.66	76.56
Benchmark	6.30	6.30	-7.61	4.44	16.24
Difference (Excess)	0.28	0.28	3.47	20.22	60.32

Performance & Risk Measures

Measure	3 Months	YTD	1 Year	3 Years	5 Years
1. Standard Deviation	6.33%	6.33%	18.58%	17.23%	18.39%
2. Sharpe Ratio	0.89	0.89	-0.45	0.15	0.46
3. Tracking Error	0.10%	0.10%	1.96%	6.49%	5.63%
4. Beta	0.99	0.99	0.98	1.02	1.01
5. Alpha	0.11%	0.11%	3.54%	6.29%	8.88%
6. Information Ratio	3.15	3.15	1.70	0.94	1.58

Note: Formula for each measure is provided below.

Fund Performance vs. Benchmark



Formula for each measure:

$$(1) s = \sqrt{\frac{n \sum_{i=1}^n r_i^2 - (\sum_{i=1}^n r_i)^2}{n^2 - n}}$$

$$(2) SR = \frac{r_p - r_f}{\sigma_p}$$

$$(3) \sigma = \sqrt{\frac{n \sum_{i=1}^n r_i^2 - (\sum_{i=1}^n r_i)^2}{n^2 - n}}$$

$$(4) \beta = \frac{Cov(r_p, r_b)}{Var(r_b)}$$

$$(5) \alpha = r_i - [r_f + \beta * (r_b - r_f)]$$

$$(6) IR = \frac{E(r_p - r_b)}{\sigma_{excess}}$$

n : number of return periods in sample | r_i : return for a specific period i | r_p (r_b): average annual portfolio (benchmark) return | r_f : average annual risk-free rate | σ : annualized standard deviation | σ_{excess} : annualized standard deviation of the portfolio's excess return | β : portfolio's beta relative to the market.

Disclaimer

Past performance is neither an indication nor a guarantee of future returns. The value of units and income from them can go up or down. Investors may receive less than what they have originally invested. Additionally, fees charged on funds and currency exchange rates may have additional adverse effects. Investors should consider their individual and financial situation prior to entering into a specific product / fund and should seek advice from investment and legal professionals. Detailed and specific confirmation related to the product is provided in the terms and conditions, applicable to the fund which should be read and understood prior to entering into it.

Contact Details

Riyad Capital Head Office | 3128 Financial Boulevard, 6671 Al Aqueq Dist., Riyadh 13519, Kingdom of Saudi Arabia. | Tel: 920012299 | Email address: ask@riyadcapital.com | <http://www.riyadcapital.com/en/>