



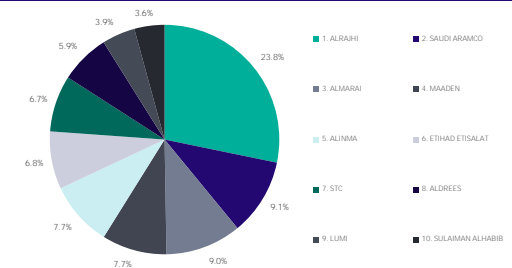
Fund Objective

A public open-ended equity fund that aims to provide medium to long-term capital growth by investing its assets mainly in Saudi equities. Including IPOs in the Main Saudi stock market (Tadawul), the Parallel Market (Nomu) and the Gulf markets within the criteria set by the Riyad Capital Shariah Committee.


Fund Information

Start Date	24 October 2023
Offering Unit Price	10.00
Size	198,105,423.77
Type	An open-ended public fund
Currency	Saudi Riyal (SAR)
Level of Risk	High Risk
Benchmark	Standard & Poor's index of companies compliant with Shariah
Number of Distributions	--
Management Fee % (Fund) / Invested Funds 2.00	
Investment Advisor / Fund Sub-Manager	--
Weighted Average Number of Days	--
Total Expense Ratio	1,372,455.650.668%
Borrowing Percentage	--
Dealing Expenses	--
Fund Manager Investment	--
Distributed Profits	--

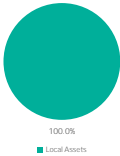
Top 10 Holdings



Asset Class Allocation



Geographical Distribution



Price & Units Information

Unit Price	9.06
Price Change (vs. last quarter)	-7.77%
Total Fund Units	21,764,184.78
Total Net Assets	197,192,335.70
P/E Ratio	--

Fund Ownership Investments

Full Ownership	100.00%
Usufruct Right	--

Cumulative Returns (%)

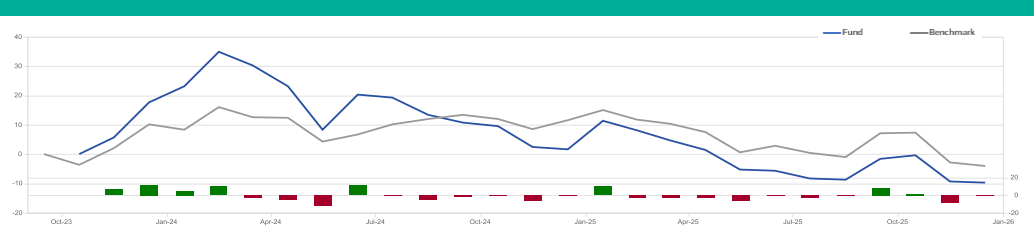
	3 Months	YTD	1 Year	3 Years	5 Years
Fund	-8.38	-11.34	-11.34	--	--
Benchmark	-10.35	-13.87	-13.87	--	--
Difference (Excess)	1.96	2.53	2.53	--	--

Performance & Risk Measures

Measure	3 Months	YTD	1 Year	3 Years	5 Years
1. Standard Deviation	4.63%	17.99%	17.99%	--	--
2. Sharpe Ratio	-2.03	-0.87	-0.87	--	--
3. Tracking Error	0.26%	7.05%	7.05%	--	--
4. Beta	1.06	1.11	1.11	--	--
5. Alpha	0.91%	4.92%	4.92%	--	--
6. Information Ratio	4.88	0.34	0.34	--	--

Note: Formula for each measure is provided below.

Fund Performance vs. Benchmark



Formula of each measure:

(1) $s = \sqrt{\frac{n \sum_{t=1}^n r_t^2 - (\sum_{t=1}^n r_t)^2}{n^2 - n}}$ (2) $SR = \frac{r_p - r_f}{\sigma_p}$ (3) $\sigma = \sqrt{\frac{n \sum_{t=1}^n r_t^2 - (\sum_{t=1}^n r_t)^2}{n^2 - n}}$ (4) $\beta = \frac{Cov(r_p, r_b)}{Var(r_b)}$ (5) $\alpha_j = r_i - [r_f + \beta * (r_b - r_f)]$ (6) $IR = \frac{E(r_p - r_b)}{\sigma_{excess}}$

n : number of return periods in sample | r_t : return for a specific period t | r_p (r_b): average annual portfolio (benchmark) return | r_f : average annual risk-free rate | σ : annualized standard deviation | σ_{excess} : annualized standard deviation of the portfolio's excess return | β : portfolio's beta relative to the market.

Disclaimer Past performance is neither an indication nor a guarantee of future returns. The value of units and income from them can go up or down. Investors may receive less than what they have originally invested. Additionally, fees charged on funds and currency exchange rates may have additional adverse effects. Investors should consider their individual and financial situation prior to entering into a specific product / fund and should seek advice from investment and legal professionals. Detailed and specific confirmation related to the product is provided in the terms and conditions, applicable to the fund which should be read and understood prior to entering into it.	Contact Details Riyad Capital Head Office 3128 Financial Boulevard, 6671 Al Aqeeq Dist., Riyadh 13519, Kingdom of Saudi Arabia. Tel: 920012299 Email address: ask@riyadcapital.com http://www.riyadcapital.com/en/
--	--