

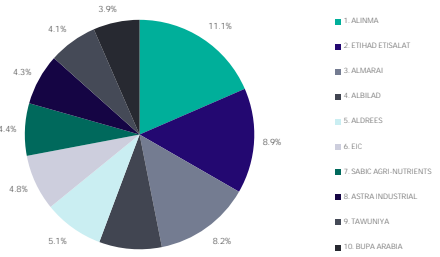
## Fund Objective

An open-ended public fund that invests mainly in the shares of medium, small and micro companies listed in the Saudi equity market, in compliance with the Shariah standards approved by the Shariah Committee of Riyad Capital, determined by the fund's index.

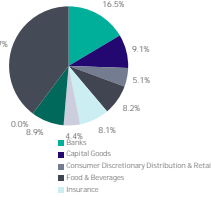
## Fund Information

Start Date	30 December 2009
Offering Unit Price	10.00
Size	57,768,894.03
Type	An open-ended public fund
Currency	Saudi Riyal (SAR)
Level of Risk	High Risk
Benchmark	Ideal Ratings for small, medium and promising stocks for the Saudi market
Number of Distributions	--
Management Fee % (Fund) / Invested Funds	1.75
Investment Advisor / Fund Sub-Manager	--
Weighted Average Number of Days	--
Total Expense Ratio	0.572%
Borrowing Percentage	--
Dealing Expenses	6,429.90
Fund Manager Investment	0.011%
Distributed Profits	--

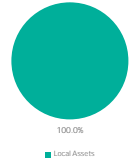
## Top 10 Holdings



## Asset Class Allocation



## Geographical Distribution



## Price & Units Information

Unit Price	51.87
Price Change (vs. last quarter)	6.66%
Total Fund Units	1,108,425.56
Total Net Assets	57,498,418.54
P/E Ratio	--

## Fund Ownership Investments

Full Ownership	100.00%
Usufruct Right	--

## Cumulative Returns (%)

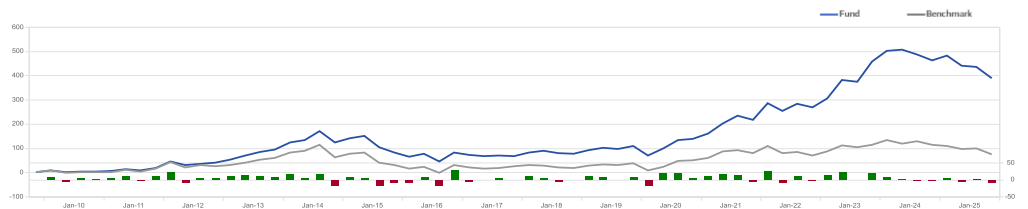
	3 Months	YTD	1 Year	3 Years	5 Years
Fund	6.66	6.66	-10.73	28.54	99.72
Benchmark	5.23	5.23	-12.75	-1.67	14.23
Difference (Excess)	1.43	1.43	2.01	30.21	85.49

## Performance & Risk Measures

Measure	3 Months	YTD	1 Year	3 Years	5 Years
1. Standard Deviation	5.61%	5.61%	16.85%	19.52%	19.11%
2. Sharpe Ratio	1.02	1.02	-0.89	0.19	0.59
3. Tracking Error	0.42%	0.42%	3.44%	8.70%	7.55%
4. Beta	0.93	0.93	0.91	1.06	0.99
5. Alpha	0.56%	0.56%	0.92%	9.83%	12.14%
6. Information Ratio	3.78	3.78	0.53	1.05	1.59

Note: Formula for each measure is provided below.

## Fund Performance vs. Benchmark



## Formula of each measure:

$$(1) s = \sqrt{\frac{n \sum_{i=1}^n r_i^2 - (\sum_{i=1}^n r_i)^2}{n^2 - n}} \quad (2) SR = \frac{r_p - r_f}{\sigma_p} \quad (3) \sigma = \sqrt{\frac{n \sum_{i=1}^n r_i^2 - (\sum_{i=1}^n r_i)^2}{n^2 - n}} \quad (4) \beta = \frac{Cov(r_p, r_b)}{Var(r_b)} \quad (5) \alpha_j = r_i - [r_f + \beta \cdot (r_b - r_f)] \quad (6) IR = \frac{E(\alpha_j - \sigma_{excess})}{\sigma_{excess}}$$

$n$ : number of return periods in sample |  $r_i$ : return for a specific period  $i$  |  $r_p$  ( $r_b$ ): average annual portfolio (benchmark) return |  $r_f$ : average annual risk-free rate |  $\sigma$ : annualized standard deviation |  $\sigma_{excess}$ : annualized standard deviation of the portfolio's excess return |  $\beta$ : portfolio's beta relative to the market

## Disclaimer

Past performance is neither an indication nor a guarantee of future returns. The value of units and income from them can go up or down. Investors may receive less than what they have originally invested. Additionally, fees charged on funds and currency exchange rates may have additional adverse effects. Investors should consider their individual and financial situation prior to entering into a specific product / fund and should seek advice from investment and legal professionals. Detailed and specific conformation related to the product is provided in the terms and conditions, applicable to the fund which should be read and understood prior to entering into it.

## Contact Details

Riyad Capital Head Office | 3128 Financial Boulevard, 6671 Al Aqueq Dist., Riyadh 13519, Kingdom of Saudi Arabia | Tel: 920012299 | Email address: ask@riyadcapital.com | <http://www.riyadcapital.com/en/>