

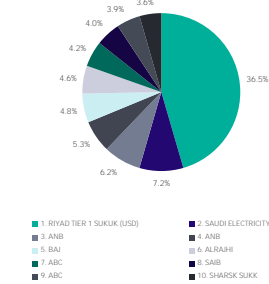
Fund Objective

An open-ended public debt instrument fund that invests in debt instruments compliant with the Sharia controls approved by the Sharia Committee, and aims to achieve a balance between preserving capital and achieving an appropriate return on it.

Fund Information

Start Date	18 June 1988		
Offering Unit Price	10.0000		
Size	56,895,634.71		
Type	An open-ended public fund that invests in debt instruments that are compatible with Shariah standards.		
Currency	USD Dollar (USD)		
Level of Risk	Low to medium risk.		
Benchmark	Interbank financing cost in US dollars for a period of 3 months.		
Number of Distributions	--		
Management Fee % (Fund / Invested Funds)	0.5   0.5		
Investment Advisor / Fund Sub-Manager	--		
Weighted Average Number of Days	2		
Total Expense Ratio	86,787.78 0.153%		
Borrowing Percentage	--		
Dealing Expenses	--		
Fund Manager Investment	9,019,212.25		15.859%
Distributed Profits	--		

Top 10 Holdings



Credit Rating Information

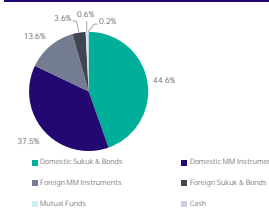
#	Instrument / Holding	Rating	Date	Agency	Rating	Agency	Issuer
1	A	31-03-25	S&P	A-	Fitch		
2	A+	18-03-25	S&P	B+	Fitch		
3	A	29-03-23	S&P	A	Fitch		
4	A-	29-03-23	S&P	A-	S&P		
5	A-	17-04-23	Fitch	--	--		
6	A	18-03-25	S&P	--	--		
7	BBB-	08-11-21	S&P	--	--		
8	A-	17-04-23	Fitch	Ba1	Moody's		
9	BBB-	08-11-21	S&P	--	--		
10	Ba1	19-07-22	Moody's	--	--		

Date format: DD-MM-YY

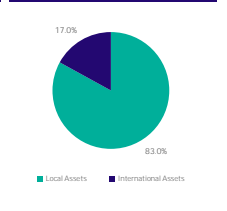
Price & Units Information

Unit Price	30.6195		
Price Change (vs. last quarter)	0.45%		
Total Fund Units	1,857,494.09		
Total Net Assets	56,875,617.40		
P/E Ratio	--		

Asset Class Allocation



Geographical Distribution



Fund Ownership Investments

Full Ownership	100.00%		
Usufruct Right	--		

Cumulative Returns (%)

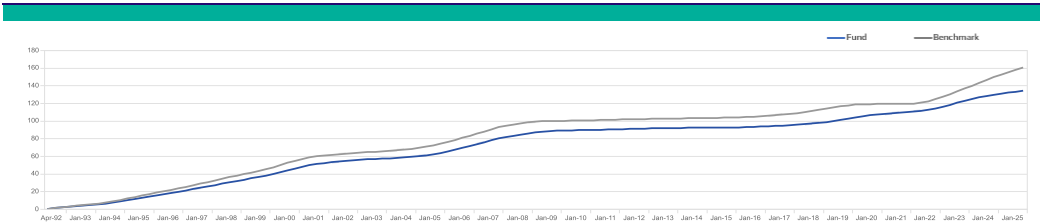
	3 Months	YTD	1 Year	3 Years	5 Years
Fund	0.45	0.45	1.95	8.81	13.26
Benchmark	0.93	0.93	4.19	15.62	19.91
Difference (Excess)	-0.48	-0.48	-2.23	-6.81	-6.64

Performance & Risk Measures

Measure	3 Months	YTD	1 Year	3 Years	5 Years
1. Standard Deviation	0.02%	0.02%	0.10%	0.29%	0.31%
2. Sharpe Ratio	-23.77	-23.77	-21.84	-7.31	-3.13
3. Tracking Error	0.02%	0.02%	0.12%	0.17%	0.38%
4. Beta	0.79	0.79	0.17	1.27	0.43
5. Alpha	-0.09%	-0.09%	1.24%	-3.29%	0.94%
6. Information Ratio	-29.95	-29.95	-17.51	-11.88	-3.09

Note: Formula for each measure is provided below.

Fund Performance vs. Benchmark



Formula for each measure:

$$(1) s = \sqrt{\frac{n \sum_{i=1}^n r_i^2 - (\sum_{i=1}^n r_i)^2}{n^2 - n}} \quad (2) SR = \frac{r_p - r_f}{\sigma_p} \quad (3) \sigma = \sqrt{\frac{n \sum_{i=1}^n r_i^2 - (\sum_{i=1}^n r_i)^2}{n^2 - n}} \quad (4) \beta = \frac{Cov(r_p, r_b)}{Var(r_b)} \quad (5) \alpha_i = r_i - [r_f + \beta * (r_b - r_f)] \quad (6) IR = \frac{E(r_p - r_b)}{\sigma_{excess}}$$

$n$ : number of return periods in sample |  $r_i$ : return for a specific period  $i$  |  $r_p$  ( $r_b$ ): average annual portfolio (benchmark) return |  $r_f$ : average annual risk-free rate |  $\sigma$ : annualized standard deviation |  $\sigma_{excess}$ : annualized standard deviation of the portfolio's excess return |  $\beta$ : portfolio's beta relative to the market.

Disclaimer

Past performance is neither an indication nor a guarantee of future returns. The value of units and income from them can go up or down. Investors may receive less than what they have originally invested. Additionally, fees charged on funds and currency exchange rates may have additional adverse effects. Investors should consider their individual and financial situation prior to entering into a specific product / fund and should seek advice from investment and legal professionals. Detailed and specific confirmation related to the product is provided in the terms and conditions, applicable to the fund which should be read and understood prior to entering into it.

Contact Details

Riyad Capital Head Office | 3128 Financial Boulevard, 6671 Al Aqeeq Dist., Riyadh 13519, Kingdom of Saudi Arabia | Tel: 920012299 | Email address: ask@riyadcapital.com | http://www.riyadcapital.com/en/