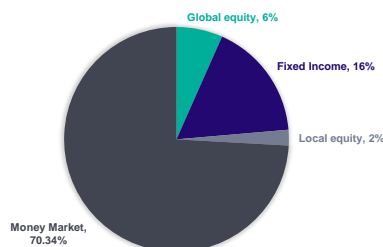


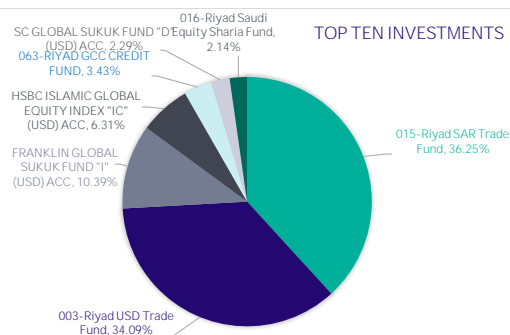
The objective of the fund		Date
It is an open public holding fund that invests in a group of funds that are compatible with Sharia regulations approved by the Sharia Committee. It aims to preserve Invested capital and achieving a competitive rate of return in the short term with limited risks.		June 30, 2023
Definitions		
Standard Deviation	Most of the time the fund's monthly average return will fluctuate, at least, by this number	
Sharpe Ratio	It determines the reward per unit of risk taken by the fund	
Tracking Error	Measure of how closely a portfolio follows its benchmark	
Beta	Risk relative to benchmark index	
Alpha	Difference between the fund's actual returns and the expected returns given its risk	
Information Ratio	The risk adjusted Excess return, shows manager's skill	
Price information as at the end of the quarter (June/2023)		
Unit Price	16.19	
Change in unit price (compared to the previous quarter)	1.33	
Total units of the fund	1,167,903.99	
Total Net Assets	18,909,733.80	
P/E ration	-	
Details of the fund's ownership investments		
Full Ownership	100%	
Usufruct right	-	

Fund Information		
Fund start date	12/31/2002	
Unit Price upon offering	10	
Size of the fund	18,950,196.01	
Type of fund	It is an open public holding fund that invests in a group of funds that are compatible with Sharia regulations	
Currency of the fund	Riyal Saudi	
Level of risk	limited Risk	
Benchmark	<ul style="list-style-type: none">• DJ Islamic Markets• S&P Saudi Sharia• Dow Jones Sukuk Total Return (ex-Reinvestment)• The price of the cost of financing between banks in Saudi riyals for one month	
Number of distributions	N/A	
Percentage of fees for the management of the invested funds	Between 0.50% and 1.85%	
The investment advisor and fund sub-manager	N/A	
The number of days of the weighted average	-	
Fund information as at the end of quarter (June/2023)		
Item	Value	%
Total Expense Ratio	40,263.05	0.209%
Borrowing percentage	-	0.000%
Dealing expenses	-	0.000%
Investment of the fund manager	-	0.000%
Distributed profits	-	0.000%

ASSET DISTRIBUTION BY GEOGRAPHICAL

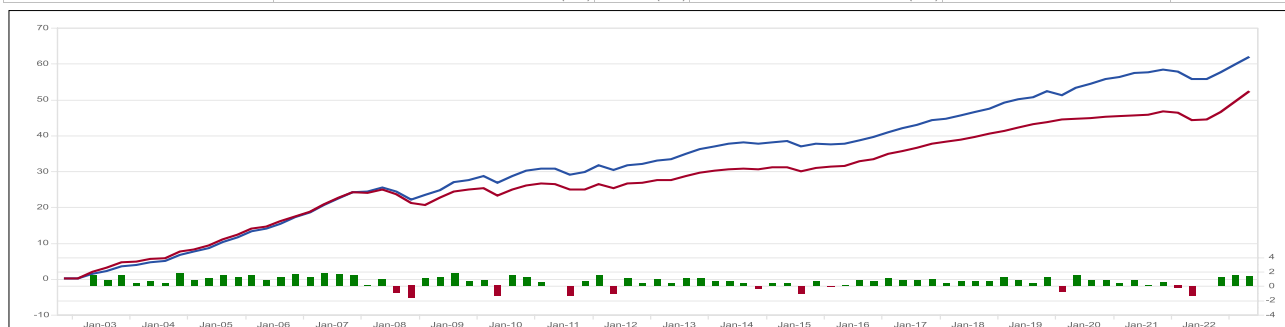


TOP TEN INVESTMENTS



Return						
Item	Return of 3 Months	Return YTD	Return of one year	Return Three years	Return Five years	
Fund Performance	1.33	2.83	4.00	5.64	11.22	
Benchmark Performance	1.76	3.88	5.47	5.23	9.66	
Performance difference	(0.43)	(1.05)	(1.47)	0.41	1.56	

Performance & Risk						
Performance & Risk standards	3 Months	YTD	One year	Three years	Five years	
Standard Deviation	0.06	0.42	1.73	1.46	1.37	
Sharpe Ratio	1.17	1.05	0.14	0.35	0.43	
Tracking Error	0.15	0.13	0.49	0.71	0.94	
Beta	0.29	1.06	0.88	0.87	0.86	
Alpha	0.27	(0.21)	(0.77)	0.36	0.54	
Information Ratio	(2.92)	(4.46)	(2.91)	0.18	0.31	



Disclaimer

Past performance is neither an indication nor a guarantee of future returns. The value of units and income from them can go up or down, investors may receive less than what they have originally invested. Additionally, fees charged on funds and currency exchange rates may have additional adverse effects. Investors should consider their individual and financial situation prior to entering into a specific product/fund and should seek advice from investment and legal professionals. Detailed and specific conformation related to the product is provided in the terms and conditions, applicable to the fund which should be read and understood prior to entering into it.

Contact Details

Riyad Capital Head Office
Garnada Business Park 2414 Al-Shohda Dist.
Unit No 69, Riyadh 13241-7279 Saudi Arabia
Tel: 920012299 Email address: ask@riyadcapital.com
<http://www.riyadcapital.com/en/>

Riyad Capital is a Saudi Closed Joint Stock Company with Paid up capital of SR 500 million, licensed by the Saudi Arabian Capital Market Authority NO.07070-37. Commercial Registration No: 1010239234. Head Office: Granada Business Park 2414 Al-Shohda Dist. – Unit No 69, Riyadh 13241 - 7279 Saudi Arabia.