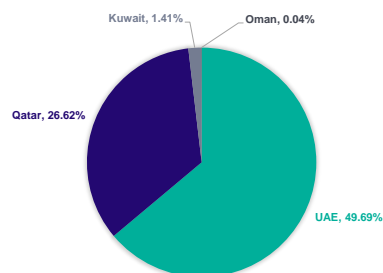


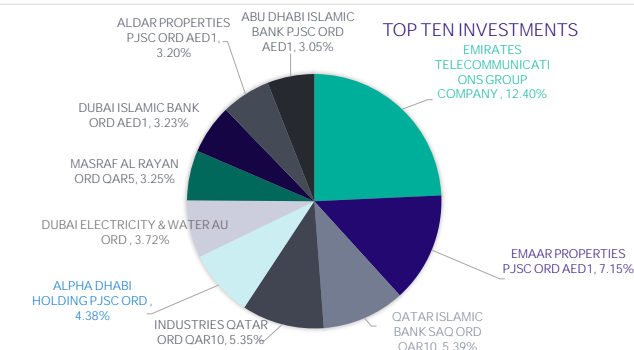
The objective of the fund	Date		
It is an open-ended public fund that invests in Gulf stocks, with the exception of Saudi Arabia, which are compatible with the GCC stocks Sharia	June 30, 2023		
Definitions			
Standard Deviation	Most of the time the fund's monthly average return will fluctuate, at least, by this number		
Sharpe Ratio	It determines the reward per unit of risk taken by the fund		
Tracking Error	Measure of how closely a portfolio follows its benchmark		
Beta	Risk relative to benchmark index		
Alpha	Difference between the fund's actual returns and the expected returns given its risk		
Information Ratio	The risk adjusted Excess return, shows manager's skill		
Price information as at the end of the quarter (June/2023)			
Unit Price		13.79	
Change in unit price (compared to the previous quarter)		1.63	
Total units of the fund		10,388,268.97	
Total Net Assets		143,303,510.66	
P/E ration		-	
Details of the fund's ownership investments			
Full Ownership		100%	
Usufruct right		-	

Fund Information			
Fund start date	2/14/2006		
Unit Price upon offering	10		
Size of the fund		143,656,338.29	
Type of fund	An open-ended public investment fund that invests in Sharia-compliant Gulf stocks Except for Saudi stocks.		
Currency of the fund	Riyal Saudi		
Level of risk	High Risk		
Benchmark	Ideal Ratings GCC ex Saudi Islamic index – Saudi Investor		
Number of distributions	N/A		
Percentage of fees for the management of the invested funds	N/A		
The investment advisor and fund sub-manager	The Kuwaiti Financial Center (Markaz) to manage the fund's assets invested in the Kuwaiti market - Securities and Investment Company (SICO) to manage the fund's assets invested in the Bahrain, Qatar and Oman markets - Al-Mashreq Capital to manage the assets invested in the UAE markets		
The number of days of the weighted average	N/A		
Fund information as at the end of quarter (June/2023)			
Item	Value	%	
Total Expense Ratio	872,532.83	0.608%	
Borrowing percentage	-	-	
Dealing expenses	-	-	
Investment of the fund manager	-	-	
Distribution fees etc.	-	-	

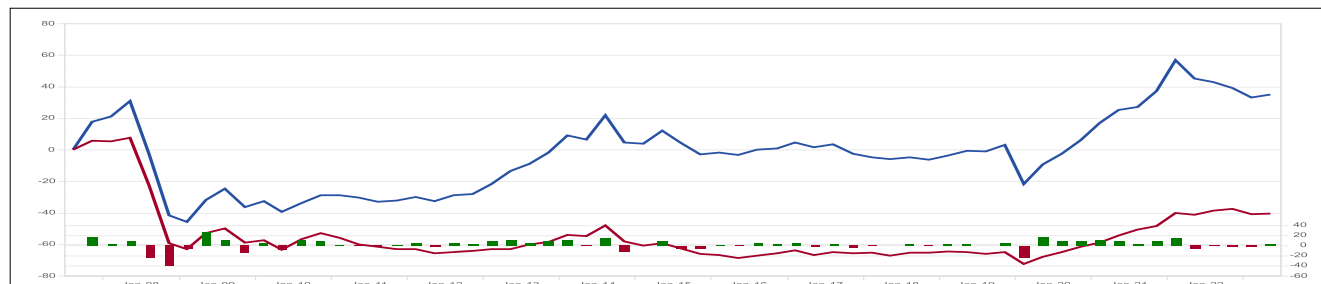
ASSET DISTRIBUTION BY GEOGRAPHICAL



TOP TEN INVESTMENTS



Return					
Item	Return of 3 Months	Return YTD	Return of one year	Return Three years	Return Five years
Fund Performance	1.63	(2.79)	(6.84)	49.38	43.70
Benchmark Performance	0.62	(4.68)	(0.84)	86.28	81.21
Performance difference	1.01	1.89	(6.00)	(36.90)	(37.51)
Performance & Risk					
Performance & Risk standards	3 Months	YTD	One year	Three years	Five years
Standard Deviation	1.97	1.78	7.74	11.94	15.53
Sharpe Ratio	0.18	(2.93)	(1.37)	1.09	0.38
Tracking Error	0.48	0.68	7.95	8.90	8.26
Beta	0.91	0.82	0.49	0.74	0.89
Alpha	0.34	0.17	(7.41)	(1.83)	(3.10)
Information Ratio	1.99	1.39	(0.98)	(0.97)	(0.61)



## Disclaimer

Past performance is neither an indication nor a guarantee of future returns. The value of units and income from them can go up or down, investors may receive less than what they have originally invested. Additionally, fees charged on funds and currency exchange rates may have additional adverse effects. Investors should consider their individual, and financial situation prior to entering into a specific product/fund and should seek advice from investment and legal professionals. Detailed and specific conformation related to the product is provided in the terms and conditions, applicable to the fund which should be read and understood prior to entering into it.

## Contact Details

Riyad Capital Head Office  
Garnada Business Park 2414 Al-Shohda Dist.  
Unit No 69, Riyadh 13241 - 7279 Saudi Arabia  
Tel: 920012299 Email address: ask@riyadcapital.com  
<http://www.riyadcapital.com/en/>

Riyad Capital is a Saudi Closed Joint Stock Company with Paid up capital of SR 500 million, licensed by the Saudi Arabian Capital Market Authority NO.07070-37.  
Commercial Registration No: 1010239234. Head Office: Granada Business Park 2414 Al-Shohda Dist. – Unit No 69, Riyadh 13241 - 7279 Saudi Arabia.