

Riyad USD Trade Fund



May-26

| Fund Facts | |
|------------------|---|
| Fund Type | Money Market |
| Shari'ah Status | Shari'ah Compliant |
| Fund Currency | USD |
| NAV | 6.91 |
| Fund Size (AuMs) | 16.29 |
| Inception Date | Oct-90 |
| Benchmark | The Cost of Financing in USD Dollar for one month among banks |

| Trading Information | |
|---------------------|-------------------|
| Bloomberg Ticker: | RIYTUSD AB Equity |
| Tadawul Ticker: | 001003 |

| Administrative | |
|-----------------------------|-----------------|
| Initial/Minimum Balance | 2,500.00 |
| Min Subscription/Redemption | 100.00 |
| Valuation/Dealing Days | Sun to Thu |
| Settlement In | 3 Business Days |
| Management Fee | 0.50% |
| Subscription Fee | 0.00% |
| Expense ratio | 0.05% |



Fund Investment Objective

The Fund aims to achieve capital preservation and reasonable return within a low risk environment through investing primarily in Murabaha deals and short-term trading investments denominated in US Dollar which are compliant to Sharia and secondarily in Sukuk

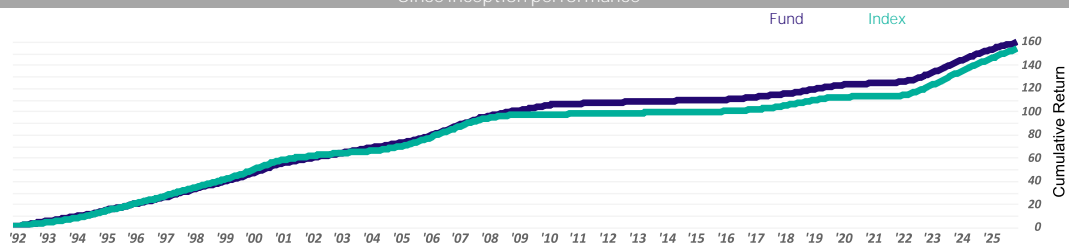
Performance in Fund Currency (Net Return)

*Not annualized if less than one year

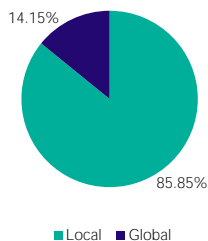
| Short Term Return* | 1 Month | 3 Months | 6 Months | 9 Months | YTD | |
|--------------------|---------|----------|----------|----------|-----------------|---------|
| Fund | 0.24% | 0.68% | 1.32% | 2.07% | 1.07% | |
| Benchmark | 0.30% | 0.91% | 1.83% | 2.89% | 1.50% | |
| Calendar Returns | 2025 | 2024 | 2023 | 2022 | 2021 | |
| Fund | 3.23% | 4.45% | 4.43% | 1.53% | 0.45% | |
| Benchmark | 4.28% | 5.26% | 5.14% | 1.89% | 0.10% | |
| Annualized Return | 1 Year | 3 Years | 5 Years | 10 Years | Since Inception | |
| Fund | 2.93% | 3.83% | 2.99% | 2.15% | 2.70% | |
| Benchmark | 4.00% | 4.74% | 3.61% | 2.42% | 3.48% | |
| Cumulative Return | Fund | 2.93% | 11.94% | 15.85% | 23.65% | 158.72% |
| Benchmark | 4.00% | 14.90% | 19.43% | 27.05% | 298.00% | |

| Statistical Analysis | | | | | |
|----------------------|--------|---------|---------|----------|-----------------|
| | 1 Year | 3 Years | 5 Years | 10 Years | Since Inception |
| Excess Return | -1.07% | -0.91% | -0.63% | -0.28% | -0.78% |
| Alpha | -0.76% | -1.81% | 0.17% | 0.38% | 0.68% |
| Beta | 0.93 | 1.21 | 0.78 | 0.73 | 0.78 |
| Standard Deviation | 0.11% | 0.25% | 0.43% | 0.40% | 0.56% |
| Sharpe Ratio | -10.69 | -4.27 | -1.47 | -0.57 | 0.47 |
| Information Ratio | -15.22 | -8.30 | -3.85 | -1.51 | 0.20 |
| Tracking Error | 0.07% | 0.11% | 0.16% | 0.18% | 0.33% |

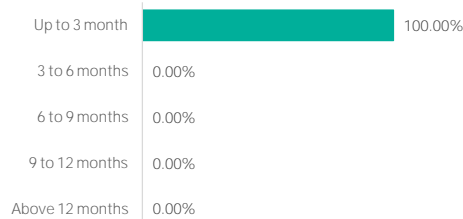
Since inception performance



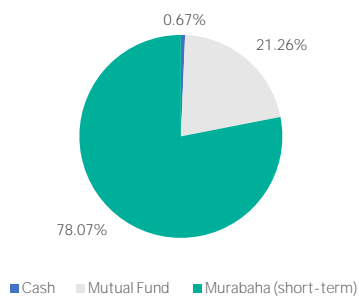
Geographic Location



Maturity Profile



Exposuer by Assets Class



Disclaimer:

Riyad Capital is a Saudi closed joint stock company with paid-up capital of SAR 500 million. Licensed by the Saudi Arabian Capital Market Authority (No. 07070-37). Commercial Registration No. 1010229234. Head Office: 3128 Financial Boulevard, 6671 Al Aqeef Dist., Riyadh 13519, Kingdom of Saudi Arabia. ("www.riyadcapital.com"). Past performance is not a guarantee of future returns. The value of units, the income from them, the prices and currencies of the funds, can go down as well as up. Investors may get back less than he or she originally invested. Additionally fees shall apply on the fund. Changes in currency rates may have an adverse effect on the value, price or income of the security. To ensure proper understanding of the fund and its suitability for you according to your risk tolerance, we recommend that you seek a specialized investment advisor. More information about the fund is available in the Terms and Conditions applicable to that fund and should be read carefully before investing.