

Riyad SAR Liquidity Fund



March-25

Fund Facts

| | |
|------------------|--|
| Fund Type | Money Market |
| Shari'ah Status | Shari'ah Compliant |
| Fund Currency | SAR |
| NAV | 10.22 |
| Fund Size (AuMs) | 2,670.44 |
| Inception Date | Oct-24 |
| Benchmark | The Cost of Financing in Saudi Riyal for one month among banks |

Trading Information

| | |
|-------------------|-------------------|
| Bloomberg Ticker: | RIYSRLF AB Equity |
| Tadawul Ticker: | 001058 |

Administrative

| | |
|-----------------------------|-----------------|
| Initial/Minimum Balance | 100.00 |
| Min Subscription/Redemption | 100.00 |
| Valuation/Dealing Days | Sun to Thu |
| Settlement In | 3 Business Days |
| Management Fee | 0.50% |
| Subscription Fee | 0.00% |
| Expense ratio | 0.13% |

Risk Profile



Fund Investment Objective

The Fund aims to preserve capital while delivering competitive returns by investing in low risk, short term financial instruments compliant with Islamic principles, such as Murabaha and Islamic deposits.

*Not annualized if less than one year

Performance in Fund Currency (Net Return)

| Short Term Return* | 1 Month | 3 Months | 6 Months | 9 Months | YTD |
|--------------------|---------|----------|----------|----------|-------|
| Fund | 0.40% | 1.26% | | | 1.26% |
| Benchmark | 0.45% | 1.30% | | | 1.30% |

| Calendar Returns | 2024 | 2023 | 2022 | 2021 | 2020 |
|------------------|------|------|------|------|------|
|------------------|------|------|------|------|------|

| | | | | | |
|-----------|--|--|--|--|--|
| Fund | | | | | |
| Benchmark | | | | | |

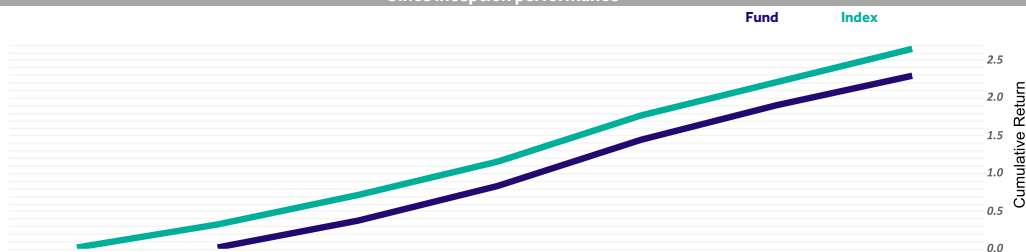
| Annualized Return | 1 Year | 3 Years | 5 Years | 10 Years | Since Inception |
|-------------------|--------|---------|---------|----------|-----------------|
| Fund | | | | | 2.20% |
| Benchmark | | | | | 2.62% |

| Cumulative Return | | | | | |
|-------------------|--|--|--|--|-------|
| Fund | | | | | 2.20% |
| Benchmark | | | | | 2.62% |

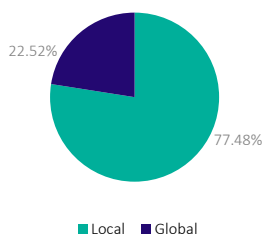
Statistical Analysis

| | 1 Year | 3 Years | 5 Years | 10 Years | Since Inception |
|--------------------|--------|---------|---------|----------|-----------------|
| Excess Return | | | | | |
| Alpha | | | | | |
| Beta | | | | | |
| Standard Deviation | | | | | |
| Sharpe Ratio | | | | | |
| Information Ratio | | | | | |
| Tracking Error | | | | | |

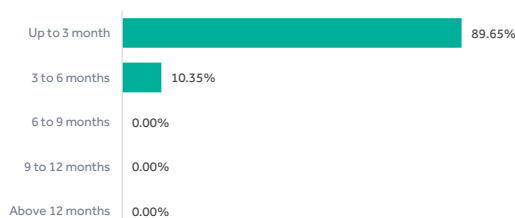
Since inception performance



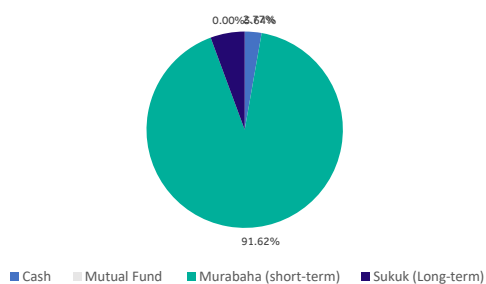
Geographic Location



Maturity Profile



Exposuer by Assets Class



Disclaimer:

Riyad Capital is an authorized person under the Authorized Person Regulations with license number "07070-37" granted by the Capital Market Authority. Riyad Capital, the registered office of which is at P.O. Box 2414 Al-Shohda Dist, Riyadh 13241 – 7279, Saudi Arabia. ("www.riyadcapital.com"). Past performance is not a guarantee of future returns. The value of units, the income from them, the prices and currencies of the funds, can go down as well as up. Investors may get back less than he or she originally invested. Additionally fees shall apply on the fund. Changes in currency rates may have an adverse effect on the value, price or income of the security. To ensure proper understanding of the fund and its suitability for you according to your risk tolerance, we recommend that you seek a specialized investment advisor. More information about the fund is available in the Terms and Conditions applicable to that fund and should be read carefully before investing.