

Riyad Monthly Distributions Multi Asset Fund



May-26

Fund Facts	
Fund Type	Multi Asset
Shariah Status	Shariah Compliant
Fund Currency	SAR
NAV Price	9.40
Fund Size (AuMs in Millions)	254.44
Inception Date	Dec-24
Benchmark	S&P Saudi Sharia 40% , SAIBOR 6M 25% , SAIBOR 3M+250 bps 25% , SAIBOR 1M 10%

Trading Information	
Bloomberg Ticker:	RIYMAF AB Equity
Tadawul Ticker:	001059

Administrative	
Initial/Minimum Balance	SAR 100
Min Subscription/Redemption	SAR 100
Valuation/Dealing Days	Mon & Thu
Settlement In	5 Business Days
Management Fee	1.00%
Subscription Fee	1.00%
Expense ratio	0.13%



Fund Investment Objective
The Fund aims to distribute income on a monthly basis by investing in a Shariah-compliant, diversified, multi-asset portfolio.

Performance in Fund Currency (Net Total Return)

Short Term Return*	1 Month	3 Months	6 Months	9 Months	YTD
Fund	-0.07%	1.81%	4.02%	4.92%	4.00%
Benchmark	-0.06%	2.72%	3.91%	4.58%	4.07%

*Not annualized if less than one year

Calendar Returns	2025	2024	2023	2022	2021
Fund	-0.20%				
Benchmark	-0.84%				

Annualized Return	1 Year	3 Years	5 Years	10 Years	Since Inception
Fund	4.98%				3.80%
Benchmark	5.19%				2.25%

Cumulative Return	1 Year	3 Years	5 Years	10 Years	Since Inception
Fund	4.98%				3.80%
Benchmark	5.19%				3.20%

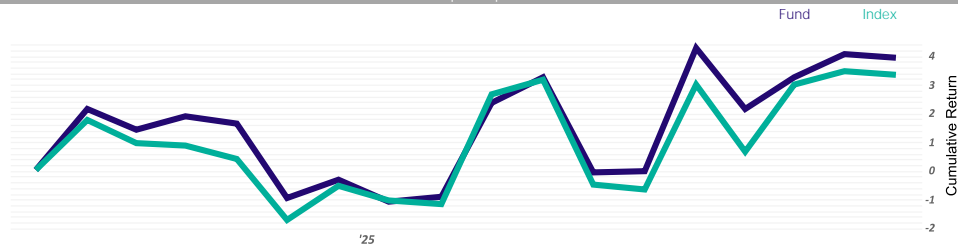
Statistical Analysis

	1 Year	3 Years	5 Years	10 Years	Since Inception
Excess Return	-0.22%				1.55%
Alpha	0.29%				0.53%
Beta	0.91				0.95
Standard Deviation	6.68%				6.34%
Sharpe Ratio	0.13				-0.23
Information Ratio	-0.08				0.25
Tracking Error	1.77%				1.62%


Dividends Distribution

	Apr-25	May-25	Jun-25	Jul-25	Aug-25	Sep-25
Dividends	0.05812	0.05632	0.05635	0.05553	0.05538	0.05683
Per Unit	Oct-25	Nov-25	Dec-25	Jan-26	Feb-26	Mar-26
	0.05701	0.05488	0.05457	0.05625	0.05478	0.05508

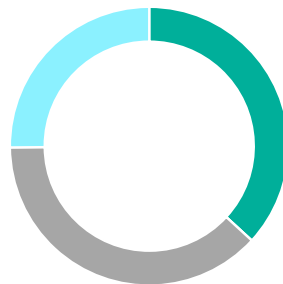
Since inception performance



Top Holdings



Assets allocation



- Alternative Investments 35.93%
- Local Money Market 0.00%
- Local Equity 37.07%
- Sukuk 24.52%

GIPS Compliant

Riyad Capital claims compliance with the Global Investment Performance Standards (GIPS®). GIPS® is a registered trademark of CFA Institute. CFA Institute does not endorse or promote this organization, nor does it warrant the accuracy or quality of the content contained herein.
The expense ratio includes admin fees, advertising fee, Audit fee, Custody fee, management fee, audit fee, Sama fees, Transaction fees, VAT fees, Tadawul fees, And ZAKAT.

Disclaimer

