

Riyad SAR Trade Fund



January-24

Fund Facts

Fund Type	Money Market
Shari'ah Status	Shari'ah Compliant
Fund Currency	SAR
NAV	2,388.66
Fund Size (AuMs)	2,444.25
Inception Date	Jul-93
Benchmark	The Cost of Financing in Saudi Riyal for one month

Trading Information

Bloomberg Ticker:	RIYSTAR AB Equity
Tadawul Ticker:	001015

Administrative

Initial/Minimum Balance	SAR	5,000
Min Subscription/Redemption	SAR	1,000
Valuation/Dealing Days	Sun to Thu	
Settlement In	3 Business Days	
Management Fee	0.50%	
Subscription Fee	0.00%	
Expense ratio	0.04%	

Risk Profile



Fund Investment Objective

The Fund is an investment pool for Commodity Trading denominated in Saudi Riyal. The Fund manager will finance Murabaha deals through purchasing commodities and goods from established suppliers against immediate payment, and sells them at higher prices to reputable organizations on deferred payment terms on short term.

*Not annualized if less than one year

Performance in Fund Currency (Net Return)

Short Term Return*	1 Month	3 Months	6 Months	9 Months	YTD
Fund	0.36%	1.11%	2.31%	3.34%	4.39%
Benchmark	0.48%	1.43%	2.88%	4.28%	5.62%

Calendar Returns	2023	2022	2021	2020	2019
Fund	4.39%	2.02%	0.80%	1.48%	2.89%
Benchmark	5.62%	2.59%	0.65%	0.98%	2.50%

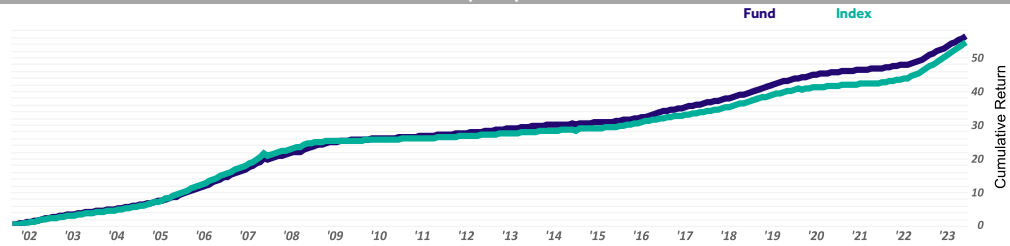
Annualized Return	1 Year	3 Years	5 Years	10 Years	Since Inception
Fund	4.39%	2.39%	2.31%	1.91%	2.89%
Benchmark	5.62%	2.93%	2.45%	1.91%	2.00%

Cumulative Return	1 Year	3 Years	5 Years	10 Years	Since Inception
Fund	4.39%	7.35%	12.09%	20.82%	138.87%
Benchmark	5.62%	9.06%	12.89%	20.84%	54.19%

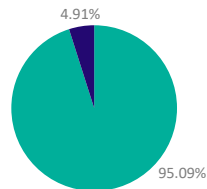
Statistical Analysis

	1 Year	3 Years	5 Years	10 Years	Since Inception
Excess Return	-1.23%	-0.54%	-0.14%	0.00%	0.88%
Alpha	0.89%	0.32%	0.67%	0.54%	0.53%
Beta	0.62	0.71	0.67	0.72	0.76
Standard Deviation	0.16%	0.45%	0.38%	0.33%	0.38%
Sharpe Ratio	-4.05	0.36	1.08	1.98	1.68
Information Ratio	-7.59	-2.54	-0.66	-0.01	0.30
Tracking Error	0.15%	0.21%	0.22%	0.17%	0.19%

Since inception performance



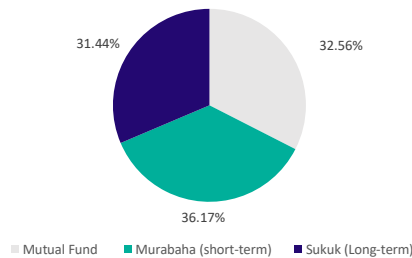
Geographic Location



Local Global

Up to 3 months	76.38%
3 to 6 months	0.00%
6 to 9 months	0.00%
9 to 12 months	0.00%
Above 12 months	23.62%

Exposuer by Assets Class



GIPS Compliant

Riyad Capital claims compliance with the Global Investment Performance Standards (GIPS®). GIPS® is a registered trademark of CFA Institute. CFA Institute does not endorse or promote this organization, nor does it warrant the accuracy or quality of the content contained herein. The expense ratio includes admin fees, advertising fee, Audit fee, Custody fee, management fee, audit fee, Sama fees, Transaction fees, VAT fees, Tadawul fees. And ZAKAT.

Disclaimer

