

Riyad Saudi Equity Sharia Fund



May-26

Fund Facts	
Fund Type	Equity
Shari'ah Status	Shariah Compliant
Fund Currency	SAR
NAV	17.69
Fund Size (AuMs)	709.06
Inception Date	Nov-96
Benchmark	S&P Saudi Sharia Index

Trading Information	
Bloomberg Ticker:	RIYEU2 AB Equity
Tadawul Ticker:	001016

Administrative	
Initial/Minimum Balance	SAR 5,000
Min Subscription/Redemption	SAR 100
Valuation/Dealing Days	Sun to Thu
Settlement In	3 Business Days
Management Fee	1.50%
Subscription Fee	1.00%
Expense ratio	0.17%

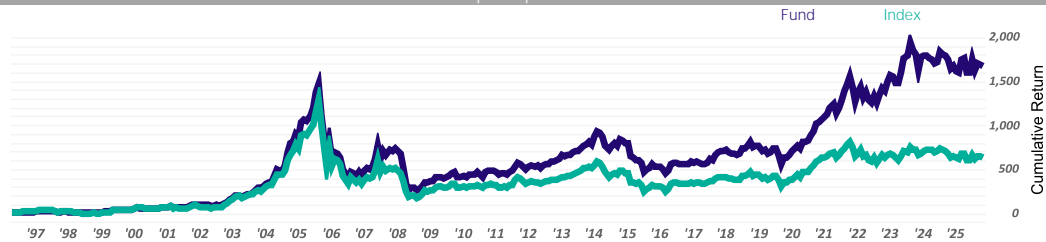


Fund Investment Objective
 The Fund aims to provide long-term capital growth by investing its assets mainly in listed Saudi joint stock companies across different sectors, within the criteria set by the Riyad Capital Sharia Committee.

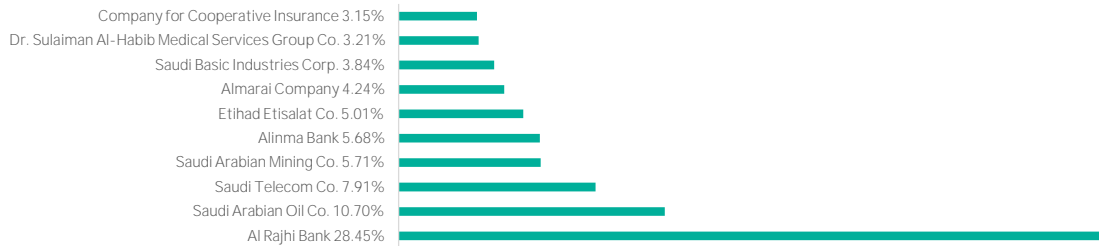
*Not annualized if less than one year

Performance in Fund Currency (Net Return)					
Short Term Return*	1 Month	3 Months	6 Months	9 Months	YTD
Fund	-0.94%	3.08%	4.59%	4.52%	4.75%
Benchmark	-1.32%	2.98%	3.28%	1.43%	4.54%
Calendar Returns					
	2025	2024	2023	2022	2021
Fund	-6.81%	-1.82%	36.26%	5.50%	41.74%
Benchmark	-13.87%	1.16%	16.64%	-8.89%	33.77%
Annualized Return					
	1 Year	3 Years	5 Years	10 Years	Since Inception
Fund	1.77%	6.16%	9.45%	11.09%	10.21%
Benchmark	-0.32%	0.22%	0.86%	6.26%	6.73%
Cumulative Return					
	1 Year	3 Years	5 Years	10 Years	Since Inception
Fund	1.77%	19.66%	57.05%	186.27%	1668.90%
Benchmark	-0.32%	0.67%	4.35%	83.46%	584.06%
Statistical Analysis					
	1 Year	3 Years	5 Years	10 Years	Since Inception
Excess Return	2.09%	5.94%	8.59%	4.83%	3.49%
Alpha	2.09%	6.18%	8.68%	4.86%	3.62%
Beta	0.99	1.05	1.01	0.96	0.92
Standard Deviation	17.66%	17.04%	18.11%	17.64%	23.49%
Sharpe Ratio	-0.13	0.07	0.32	0.49	0.34
Information Ratio	1.03	0.92	1.52	1.00	0.49
Tracking Error	1.94%	6.36%	5.62%	4.82%	6.65%

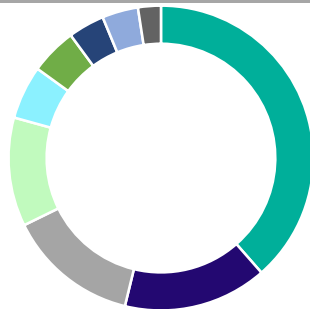
Since inception performance



TOP 10 Holdings



Sector allocation



- Banks 35.72%
- Materials 14.15%
- Telecommunication Services 12.92%
- Energy 10.70%
- Food Beverage & Tobacco 5.26%
- Insurance 4.59%
- Health Care Equipment & Services 3.56%
- [Cash] 3.54%
- Consumer Discretionary Distribution & Retail 2.24%

GIPS Compliant

Riyad Capital claims compliance with the Global Investment Performance Standards (GIPS®). GIPS® is a registered trademark of CFA Institute. CFA Institute does not endorse or promote this organization, nor does it warrant the accuracy or quality of the content contained herein. The expense ratio includes admin fees, advertising fee, Audit fee, Custody fee, management fee, audit fee, Sama fees, Transaction fees, VAT fees, Tadawul fees. And ZAKAT.

Disclaimer

