

Riyad Global Equity Sharia Fund



January-24

Fund Facts

Fund Type	Equity
Shari'ah Status	Sharia Compliant
Fund Currency	US Dollar (USD)
NAV	35.12
Fund Size (AuMs)	21.71
Inception Date	May-99
Benchmark	Dow Jones Islamic Markets Inde

Trading Information

Bloomberg Ticker:	RIYGLEQ AB Equity
Tadawul Ticker:	001019

Administrative

Initial/Minimum Balance	\$2,500.00
Min Subscription/Redemption	\$1,000.00
Valuation/Dealing Days	Mon, Tue & Wed
Settlement In	5 Business Days
Management Fee	1.70%
Subscription Fee	2.00%
Expense ratio	0.03%

Risk Profile



Fund Investment Objective

The Riyadh Global Equity Fund which is sub-managed by 'JP Morgan' aims to provide long-term capital growth within a high risk environment by investing its assets mainly in International stocks across different sectors and countries, within the criteria set by the Sharia Committee.

*Not annualized if less than one year

Performance in Fund Currency (Net Return)

Short Term Return*	1 Month	3 Months	6 Months	9 Months	YTD
Fund	4.05%	20.78%	10.35%	24.26%	4.05%
Benchmark	0.41%	15.45%	3.57%	16.25%	0.41%

Calendar Returns	2023	2022	2021	2020	2019
Fund	33.51%	-36.23%	17.53%	16.74%	26.42%
Benchmark	27.25%	-26.23%	18.95%	26.53%	28.96%

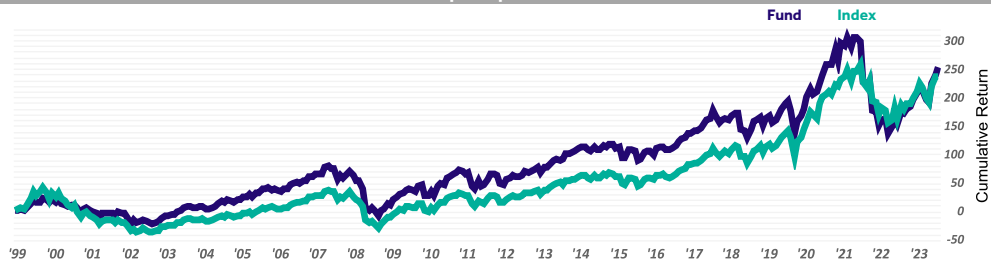
Annualized Return	1 Year	3 Years	5 Years	10 Years	Since Inception
Fund	28.46%	-0.45%	7.61%	6.29%	5.21%
Benchmark	17.42%	3.26%	11.46%	8.74%	5.09%

Cumulative Return	1 Year	3 Years	5 Years	10 Years	Since Inception
Fund	28.46%	-1.35%	44.28%	84.11%	251.16%
Benchmark	17.42%	10.10%	72.03%	131.22%	241.41%

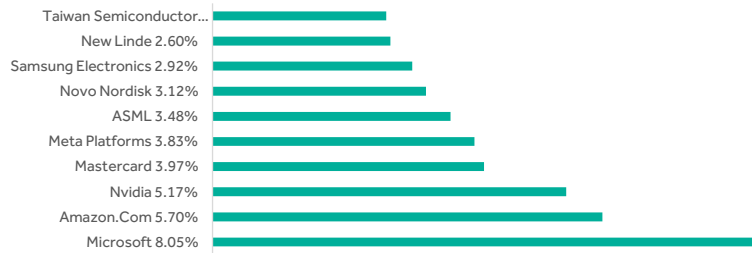
Statistical Analysis

	1 Year	3 Years	5 Years	10 Years	Since Inception
Excess Return	11.03%	-3.71%	-3.85%	-2.45%	0.12%
Alpha	10.51%	-3.32%	-3.25%	-2.06%	0.66%
Beta	0.95	1.13	1.02	1.00	0.93
Standard Deviation	14.31%	21.03%	19.92%	16.35%	16.86%
Sharpe Ratio	1.61	-0.14	0.28	0.31	0.20
Information Ratio	2.21	-0.39	-0.46	-0.40	0.03
Tracking Error	4.77%	9.33%	8.25%	6.15%	6.55%

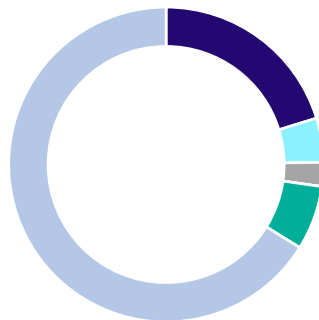
Since inception performance



TOP 10 Holdings



Country weight



Europe ex UK	19.75%
United Kingdom	4.43%
Japan	2.40%
Pacific ex Japan	0.00%
North America	6.45%
Emerging Markets	64.53%

GIPS Compliant

Riyad Capital claims compliance with the Global Investment Performance Standards (GIPS®). GIPS® is a registered trademark of CFA Institute. CFA Institute does not endorse or promote this organization, nor does it warrant the accuracy or quality of the content contained herein.

The expense ratio includes admin fees, advertising fee, Audit fee, Custody fee, management fee, audit fee, Sama fees, Transaction fees, VAT fees, Tadawul fees. And ZAKAT.



Disclaimer