

Riyad Global Equity Sharia Fund

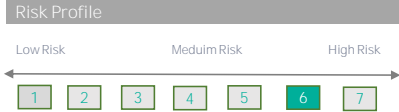


February-26

Fund Facts	
Fund Type	Equity
Shari'ah Status	Sharia Compliant
Fund Currency	US Dollar (USD)
NAV Price	45.41
Fund Size (AuMs in Million)	26.66
Inception Date	May-99
Benchmark	Dow Jones Islamic Markets Index

Trading Information	
Bloomberg Ticker:	RIYGLEQ AB Equity
Tadawul Ticker:	001019

Administrative	
Initial/Minimum Balance	\$2,500.00
Min Subscription/Redemption	\$30.00
Valuation/Dealing Days	Mon, Tue & Wed
Settlement In	5 Business Days
Management Fee	1.75%
Subscription Fee	2.00%
Expense ratio	0.18%



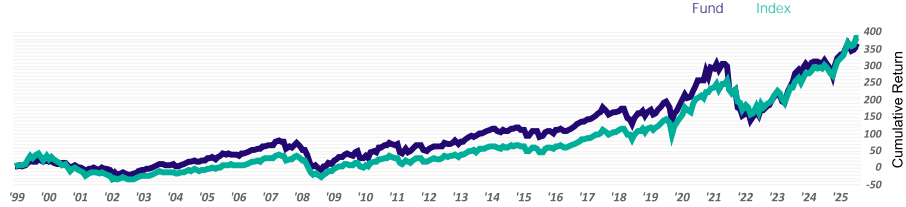
Fund Investment Objective

The Riyad Global Equity Fund which is sub-managed by 'JP Morgan' aims to provide long-term capital growth within a high risk environment by investing its assets mainly in International stocks across different sectors and countries, within the criteria set by the Sharia Committee.

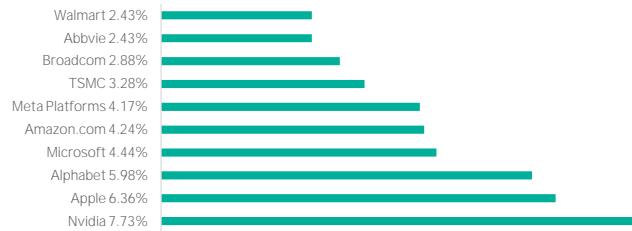
*Not annualized if less than one year

Performance in Fund Currency (Net Return)					
Short Term Return*	1 Month	3 Months	6 Months	9 Months	YTD
Fund	-0.83%	2.58%	4.98%	12.98%	1.76%
Benchmark	0.21%	5.55%	12.47%	23.73%	4.64%
Calendar Returns					
	2025	2024	2023	2022	2021
Fund	10.42%	19.75%	33.51%	-36.23%	17.53%
Benchmark	18.24%	16.70%	27.25%	-26.23%	18.95%
Annualized Return					
	1 Year	3 Years	5 Years	10 Years	Since Inception
Fund	12.24%	18.83%	4.96%	9.05%	5.81%
Benchmark	22.17%	20.29%	9.33%	12.78%	6.12%
Cumulative Return					
Fund	12.24%	67.78%	27.38%	137.85%	354.12%
Benchmark	22.17%	74.05%	56.20%	232.88%	390.93%
Statistical Analysis					
	1 Year	3 Years	5 Years	10 Years	Since Inception
Excess Return	-9.93%	-1.46%	-4.37%	-3.73%	-0.31%
Alpha	-10.02%	-1.99%	-4.56%	-3.32%	0.30%
Beta	1.10	1.05	1.12	1.02	0.93
Standard Deviation	13.26%	13.17%	18.18%	16.36%	16.55%
Sharpe Ratio	0.60	1.05	0.08	0.41	0.23
Information Ratio	-1.93	-0.26	-0.54	-0.56	-0.04
Tracking Error	4.93%	5.60%	8.06%	6.59%	6.49%

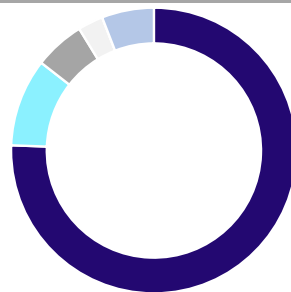
Since inception performance



TOP 10 Holdings



Country weight



- North America 74.40%
- Europe ex UK 9.79%
- Japan 5.62%
- United Kingdom 2.81%
- Pacific ex Japan 0.00%
- Emerging Markets 5.81%

GIPS Compliant

Riyad Capital claims compliance with the Global Investment Performance Standards (GIPS®). GIPS® is a registered trademark of CFA Institute. CFA Institute does not endorse or promote this organization, nor does it warrant the accuracy or quality of the content contained herein. The expense ratio includes admin fees, advertising fee, Audit fee, Custody fee, management fee, audit fee, Sama fees, Transaction fees, VAT fees, Tadawul fees. And ZAKAT.



Disclaimer