

Riyad SAR Diversified Trade Fund



January-24

Fund Facts

Fund Type	Money Market & Fixed Income
Shari'ah Status	Shari'ah Compliant
Fund Currency	SAR
NAV	1,822.51
Fund Size (AuMs)	7,855.42
Inception Date	May-99
Benchmark	The Cost of Financing in Saudi Riyal for three month

Trading Information

Bloomberg Ticker:	RIYMONY AB Equity
Tadawul Ticker:	001020

Administrative

Initial/Minimum Balance	SAR 5,000
Min Subscription/Redemption	SAR 1,000
Valuation/Dealing Days	Sun to Thu
Settlement In	3 Business Days
Management Fee	0.50%
Subscription Fee	0.00%
Expense ratio	0.04%

Risk Profile



Fund Investment Objective

The Fund seeks capital preservation and reasonable return within a low risk environment through investing mainly in money market instruments denominated in Saudi Riyal, short and medium term governmental Sukuk, company Sukuk.

*Not annualized if less than one year

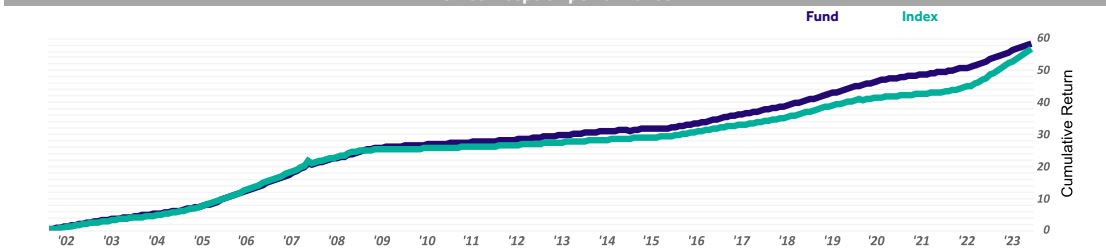
Performance in Fund Currency (Net Return)

Short Term Return*	1 Month	3 Months	6 Months	9 Months	YTD
Fund	0.27%	0.82%	1.80%	2.65%	3.59%
Benchmark	0.51%	1.54%	3.05%	4.53%	5.96%
Calendar Returns	2023	2022	2021	2020	2019
Fund	3.59%	2.30%	1.26%	2.13%	2.89%
Benchmark	5.96%	3.33%	0.81%	1.16%	2.59%
Annualized Return	1 Year	3 Years	5 Years	10 Years	Since Inception
Fund	3.59%	2.38%	2.43%	1.98%	2.46%
Benchmark	5.96%	3.34%	2.75%	2.06%	2.07%
Cumulative Return					
Fund	3.59%	7.30%	12.76%	21.62%	82.25%
Benchmark	5.96%	10.37%	14.55%	22.62%	56.45%

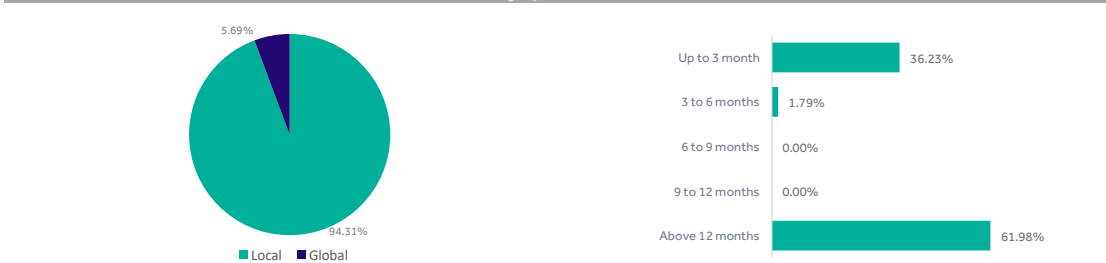
Statistical Analysis

	1 Year	3 Years	5 Years	10 Years	Since Inception
Excess Return	-2.37%	-0.97%	-0.32%	-0.08%	0.39%
Alpha	6.17%	0.85%	1.35%	0.96%	0.69%
Beta	-0.43	0.46	0.39	0.49	0.69
Standard Deviation	0.13%	0.30%	0.26%	0.27%	0.38%
Sharpe Ratio	-11.06	0.48	2.06	2.71	1.87
Information Ratio	-13.52	-2.68	-0.88	-0.31	0.21
Tracking Error	0.17%	0.36%	0.36%	0.27%	0.24%

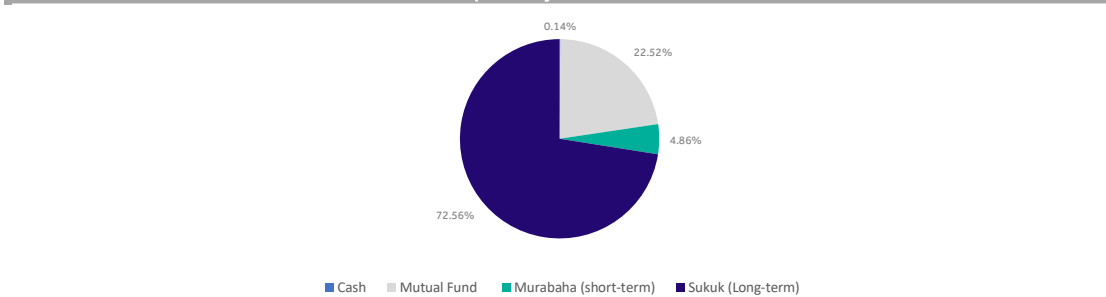
Since inception performance



Geographic Location



Exposuer by Assets Class



GIPS Compliant

Riyad Capital claims compliance with the Global Investment Performance Standards (GIPS®). GIPS® is a registered trademark of CFA Institute. CFA Institute does not endorse or promote this organization, nor does it warrant the accuracy or quality of the content contained herein. The expense ratio includes admin fees, advertising fee, Audit fee, Custody fee, management fee, audit fee, Sama fees, Transaction fees, VAT fees, Tadawul fees. And ZAKAT.

Disclaimer

