

# Riyad Balanced Income Fund



March-26

Fund Facts	
Fund Type	Equity
Shari'ah Status	Shariah Compliant
Fund Currency	SAR
NAV	28.26
Fund Size (AuMs)	41.89
Inception Date	Mar-05
Benchmark	Riyad Income Shariah BM - Ideal Ratings 50% + SIBID 6M 50%

Trading Information	
Bloomberg Ticker:	RIYBLNC AB Equity
Tadawul Ticker:	001025

Administrative	
Initial/Minimum Balance	SAR 5,000
Min Subscription/Redemption	SAR 100
Valuation/Dealing Days	Sun to Thu
Settlement In	3 Business Days
Management Fee	1.25%
Subscription Fee	1.00%
Expense ratio	0.15%



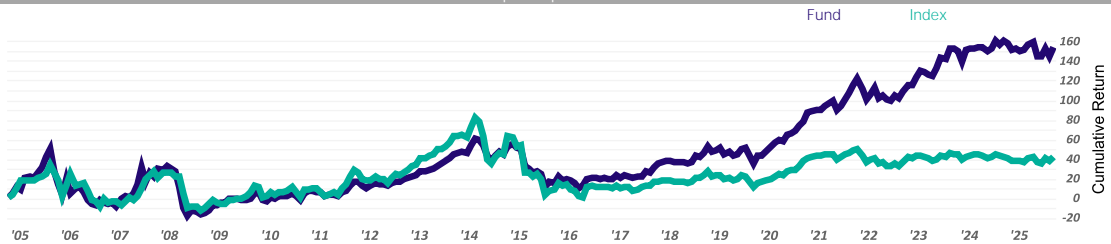
**Fund Investment Objective**  
The Fund aims to provide long-term capital growth through investing in listed Saudi stocks, within the criteria set by Sharia Committee, in addition to Murabaha and Sukuks or the existing funds of Riyad Capital which are fully compliant to Sharia criteria.

\*Not annualized if less than one year


Performance in Fund Currency (Net Return)					
Short Term Return*	1 Month	3 Months	6 Months	9 Months	YTD
Fund	3.96%	4.20%	-0.80%	0.55%	4.20%
Benchmark	3.29%	4.50%	0.41%	2.36%	4.50%
Calendar Returns					
	2025	2024	2023	2022	2021
Fund	-3.28%	4.01%	21.64%	2.84%	17.26%
Benchmark	-4.67%	-0.23%	7.87%	-6.66%	10.09%
Annualized Return					
	1 Year	3 Years	5 Years	10 Years	Since Inception
Fund	-2.30%	6.77%	7.42%	8.18%	5.06%
Benchmark	-0.32%	1.18%	0.49%	2.73%	1.85%
Cumulative Return					
	1 Year	3 Years	5 Years	10 Years	Since Inception
Fund	-2.30%	21.73%	43.03%	119.61%	182.65%
Benchmark	-0.32%	3.59%	2.48%	30.86%	46.94%

Statistical Analysis					
	1 Year	3 Years	5 Years	10 Years	Since Inception
Excess Return	-1.98%	5.59%	6.93%	5.46%	3.21%
Alpha	-0.16%	0.44%	0.56%	5.42%	3.87%
Beta	1.06	1.16	1.20	1.00	0.64
Standard Deviation	9.13%	8.51%	9.31%	9.15%	14.50%
Sharpe Ratio	-0.82	0.13	0.32		
Information Ratio	-0.87	1.53	1.87	1.39	0.23
Tracking Error	0.63%	1.04%	1.06%	1.13%	3.57%

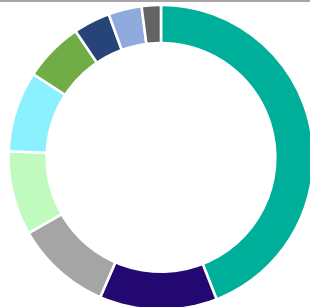
Since inception performance



TOP 10 Holdings



Sector allocation



- Sukuk 42.28%
- Banks 11.97%
- Telecommunication Services 9.80%
- Energy 8.54%
- Materials 8.22%
- Consumer Discretionary Distribution & Retail 6.08%
- Health Care Equipment & Services 3.74%
- Food Beverage & Tobacco 3.39%
- Capital Goods 1.95%

**GIPS Compliant**

Riyad Capital claims compliance with the Global Investment Performance Standards (GIPS®). GIPS® is a registered trademark of CFA Institute. CFA Institute does not endorse or promote this organization, nor does it warrant the accuracy or quality of the content contained herein. The expense ratio includes admin fees, advertising fee, Audit fee, Custody fee, management fee, audit fee, Sama fees, Transaction fees, VAT fees, Tadawul fees. And ZAKAT.

Disclaimer

