

# Riyad Blue Chip Equity Fund

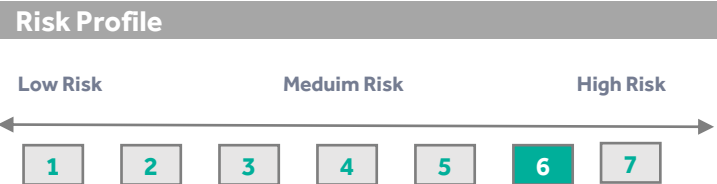


July-25

| Fund Facts       |                                    |
|------------------|------------------------------------|
| Fund Type        | Equity                             |
| Shari'ah Status  | Conventional                       |
| Fund Currency    | SAR                                |
| NAV              | 105.45                             |
| Fund Size (AuMs) | 837.53                             |
| Inception Date   | Dec-00                             |
| Benchmark        | IdealRatings Saudi Large Cap Index |

| Trading Information |                   |
|---------------------|-------------------|
| Bloomberg Ticker:   | RIYEQU3 AB Equity |
| Tadawul Ticker:     | 001027            |

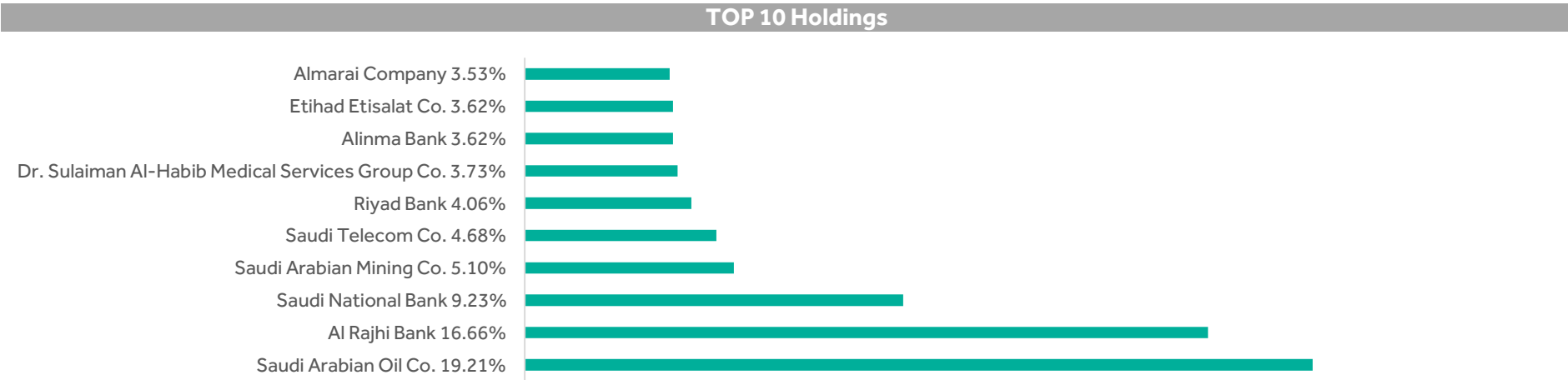
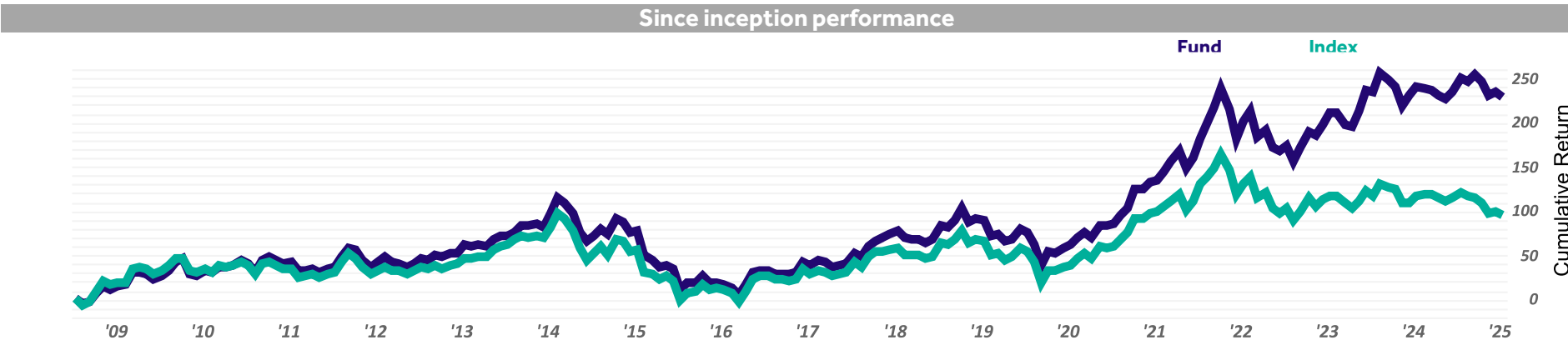
| Administrative              |                 |
|-----------------------------|-----------------|
| Initial/Minimum Balance     | SAR 5,000       |
| Min Subscription/Redemption | SAR 100         |
| Valuation/Dealing Days      | Sun to Thu      |
| Settlement In               | 3 Business Days |
| Management Fee              | 1.50%           |
| Subscription Fee            | 1.00%           |
| Expense ratio               | 0.17%           |



**Fund Investment Objective**  
The Fund aims to provide long-term capital growth by investing its assets mainly in listed Saudi joint stock companies across different sectors, focusing on large cap stocks.

\*Not annualized if less than one year

| Performance in Fund Currency (Net Return) |         |          |          |          |                 |
|---|---------|----------|----------|----------|-----------------|
| Short Term Return*                        | 1 Month | 3 Months | 6 Months | 9 Months | YTD             |
| Fund                                      | -1.77%  | -5.03%   | -6.15%   | -0.94%   | -1.87%          |
| Benchmark                                 | -1.50%  | -5.84%   | -11.20%  | -8.80%   | -9.00%          |
| Calendar Returns                          | 2024    | 2023     | 2022     | 2021     | 2020            |
| Fund                                      | -0.88%  | 26.32%   | 2.81%    | 42.25%   | 2.28%           |
| Benchmark                                 | -3.49%  | 12.79%   | -5.88%   | 33.41%   | 0.44%           |
| Annualized Return                         | 1 Year  | 3 Years  | 5 Years  | 10 Years | Since Inception |
| Fund                                      | -3.57%  | 2.84%    | 15.15%   | 6.37%    | 10.18%          |
| Benchmark                                 | -9.72%  | -5.39%   | 7.27%    | 2.36%    | -3.29%          |
| Cumulative Return                         |         |          |          |          |                 |
| Fund                                      | -3.57%  | 8.77%    | 102.46%  | 85.36%   | 985.02%         |
| Benchmark                                 | -9.72%  | -15.31%  | 42.06%   | 26.22%   | -56.06%         |
| Statistical Analysis                      |         |          |          |          |                 |
|   | 1 Year  | 3 Years  | 5 Years  | 10 Years | Since Inception |
| Excess Return                             | 6.15%   | 8.23%    | 7.88%    | 4.01%    | 13.47%          |
| Alpha                                     | 5.81%   | 8.59%    | 7.63%    | 4.00%    | 3.35%           |
| Beta                                      | 0.91    | 0.98     | 0.97     | 0.98     | 0.96            |
| Standard Deviation                        | 7.97%   | 14.37%   | 16.33%   | 18.93%   | 18.14%          |
| Sharpe Ratio                              | -1.05   | -0.14    | 0.75     | 0.23     | 0.34            |
| Information Ratio                         | 1.55    | 1.99     | 2.09     | 1.15     | 0.94            |
| Tracking Error                            | 3.79%   | 4.08%    | 3.74%    | 3.46%    | 3.52%           |



**GIPS Compliant**

Riyad Capital claims compliance with the Global Investment Performance Standards (GIPS®). GIPS® is a registered trademark of CFA Institute. CFA Institute does not endorse or promote this organization, nor does it warrant the accuracy or quality of the content contained herein. The expense ratio includes admin fees, advertising fee, Audit fee, Custody fee, management fee, audit fee, Sama fees, Transaction fees, VAT fees.

## Riyad Blue Chip Equity Fund

fee, management fee, audit fee, fund fees, transaction fees, VAT fees, Tadawul fees. And ZAKAT.

