

Riyad Blue Chip Equity Fund



December-25

Fund Facts	
Fund Type	Equity
Shari'ah Status	Conventional
Fund Currency	SAR
NAV	105.26
Fund Size (AuMs)	826.98
Inception Date	Dec-00
Benchmark	IdealRatings Saudi Large Cap Index

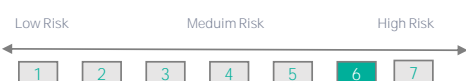
Trading Information

Bloomberg Ticker:	RIYEU3 AB Equity
Tadawul Ticker:	001027

Administrative

Initial/Minimum Balance	SAR 5,000
Min Subscription/Redemption	SAR 100
Valuation/Dealing Days	Sun to Thu
Settlement In	3 Business Days
Management Fee	1.50%
Subscription Fee	1.00%
Expense ratio	0.16%

Risk Profile



Fund Investment Objective

The Fund aims to provide long-term capital growth by investing its assets mainly in listed Saudi joint stock companies across different sectors, focusing on large cap stocks.

Performance in Fund Currency (Net Return)

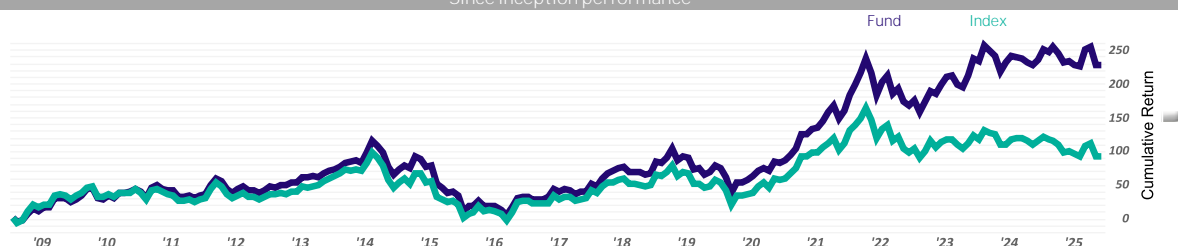
*Not annualized if less than one year

Short Term Return*	1 Month	3 Months	6 Months	9 Months	YTD
Fund	0.21%	-6.67%	-1.95%	-7.68%	-2.05%
Benchmark	-0.85%	-7.50%	-4.06%	-11.38%	-11.36%
Calendar Returns	2025	2024	2023	2022	2021
Fund	-2.05%	-0.88%	26.32%	2.81%	42.25%
Benchmark	-11.36%	-3.49%	12.79%	-5.88%	33.41%
Annualized Return	1 Year	3 Years	5 Years	10 Years	Since Inception
Fund	-2.05%	7.04%	12.40%	9.33%	9.99%
Benchmark	-11.36%	-1.18%	3.91%	4.81%	-3.34%
Cumulative Return	1 Year	3 Years	5 Years	10 Years	Since Inception
Fund	-2.05%	22.64%	79.37%	144.09%	983.04%
Benchmark	-11.36%	-3.51%	21.16%	59.94%	-57.20%

Statistical Analysis

	1 Year	3 Years	5 Years	10 Years	Since Inception
Excess Return	9.31%	8.22%	8.48%	4.53%	13.33%
Alpha	10.18%	8.35%	8.27%	4.48%	3.41%
Beta	0.98	0.98	0.99	0.97	0.96
Standard Deviation	13.58%	13.96%	16.61%	18.41%	18.13%
Sharpe Ratio	-0.46	0.15	0.55	0.39	0.33
Information Ratio	2.81	1.95	2.37	1.35	0.96
Tracking Error	3.18%	4.17%	3.55%	3.34%	3.49%

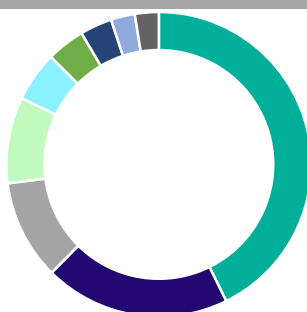
Since inception performance



TOP 10 Holdings

Almarai Company	3.23%
Alinma Bank	3.46%
Riyad Bank	3.96%
Etihad Etisalat Co.	4.16%
Dr. Sulaiman Al-Habib Medical Services Group Co.	4.23%
Saudi Telecom Co.	4.84%
Saudi Arabian Mining Co.	6.05%
Saudi National Bank	9.44%
Al Rajhi Bank	17.56%
Saudi Arabian Oil Co.	19.42%

Sector allocation



Banks	42.05%
Energy	19.42%
Materials	10.42%
Telecommunication Services	9.00%
Health Care Equipment & Services	5.23%
Food Beverage & Tobacco	4.00%
Software & Services	3.35%
Transportation	2.50%
Insurance	2.50%

GIPS Compliant

Riyad Capital claims compliance with the Global Investment Performance Standards (GIPS®). GIPS® is a registered trademark of CFA Institute. CFA Institute does not endorse or promote this organization, nor does it warrant the accuracy or quality of the content contained herein. The expense ratio includes admin fees, advertising fee, Audit fee, Custody fee, management fee, audit fee, Sama fees, Transaction fees, VAT fees, Tadawul fees. And ZAKAT.

Disclaimer

