

Riyad Blue Chip Equity Fund

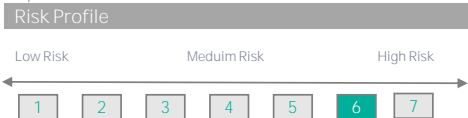


March-26

Fund Facts	
Fund Type	Equity
Shari'ah Status	Conventional
Fund Currency	SAR
NAV	114.15
Fund Size (AuMs)	894.73
Inception Date	Dec-00
Benchmark	IdealRatings Saudi Large Cap Index

Trading Information	
Bloomberg Ticker:	RIYEQU3 AB Equity
Tadawul Ticker:	001027

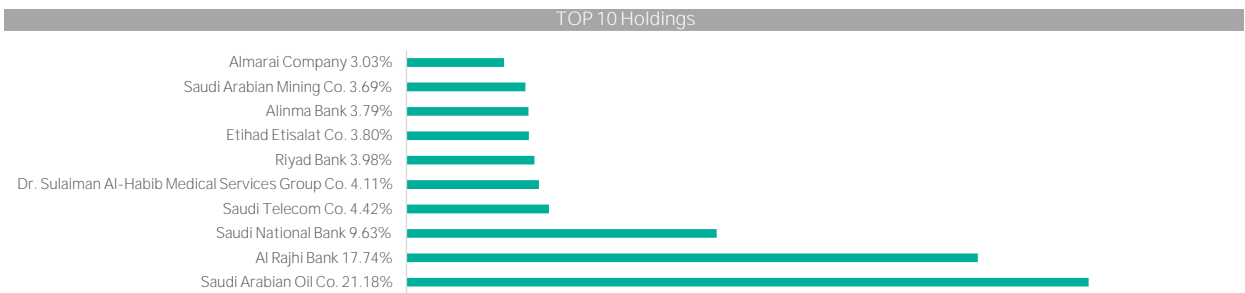
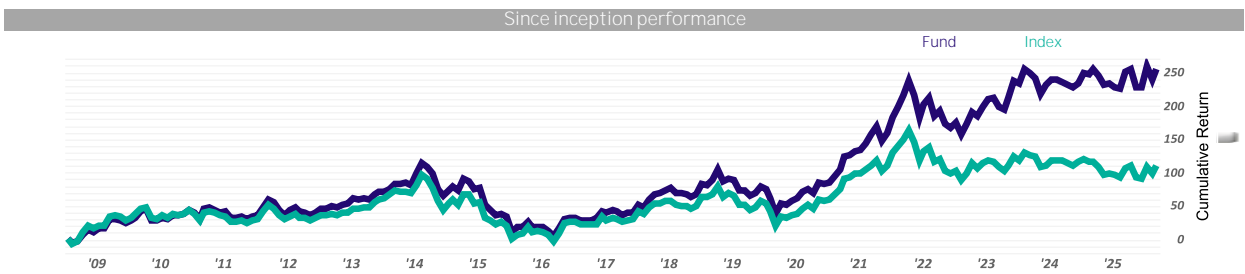
Administrative	
Initial/Minimum Balance	SAR 5,000
Min Subscription/Redemption	SAR 100
Valuation/Dealing Days	Sun to Thu
Settlement In	3 Business Days
Management Fee	1.50%
Subscription Fee	1.00%
Expense ratio	0.17%



Fund Investment Objective
 The Fund aims to provide long-term capital growth by investing its assets mainly in listed Saudi joint stock companies across different sectors, focusing on large cap stocks.

*Not annualized if less than one year

Performance in Fund Currency (Net Return)					
Short Term Return*	1 Month	3 Months	6 Months	9 Months	YTD
Fund	4.89%	8.45%	1.22%	6.34%	8.45%
Benchmark	5.90%	9.95%	1.70%	5.48%	9.95%
Calendar Returns					
	2025	2024	2023	2022	2021
Fund	-2.05%	-0.88%	26.32%	2.81%	42.25%
Benchmark	-11.36%	-3.49%	12.79%	-5.88%	33.41%
Annualized Return					
	1 Year	3 Years	5 Years	10 Years	Since Inception
Fund	0.13%	9.23%	11.79%	11.70%	10.24%
Benchmark	-2.56%	1.74%	3.70%	6.87%	-2.94%
Cumulative Return					
Fund	0.13%	30.33%	74.55%	202.44%	1074.59%
Benchmark	-2.56%	5.31%	19.93%	94.38%	-52.94%
Statistical Analysis					
	1 Year	3 Years	5 Years	10 Years	Since Inception
Excess Return	2.69%	7.49%	8.08%	4.83%	13.18%
Alpha	2.54%	7.49%	7.91%	4.77%	3.30%
Beta	0.94	0.97	0.99	0.97	0.96
Standard Deviation	17.34%	14.54%	17.19%	17.78%	18.21%
Sharpe Ratio	-0.24	0.29	0.48	0.53	0.34
Information Ratio	1.05	1.72	2.21	1.47	0.93
Tracking Error	2.45%	4.31%	3.63%	3.28%	3.49%



GIPS Compliant
 Riyadh Capital claims compliance with the Global Investment Performance Standards (GIPS®). GIPS® is a registered trademark of CFA Institute. CFA Institute does not endorse or promote this organization, nor does it warrant the accuracy or quality of the content contained herein.
 The expense ratio includes admin fees, advertising fee, Audit fee, Custody fee, management fee, audit fee, Sama fees, Transaction fees, VAT fees, Tadawul fees. And ZAKAT.

Disclaimer

