

## Riyad Al Mutawazen Fund



December -25

### Fund Facts

Fund Type	Fund of funds
Shari'ah Status	Conventional
Fund Currency	SAR
NAV	29.54
Fund Size (AuMs)	28.45
Inception Date	Jun-01
Benchmark	MSCI World 32% , TASI 8% , Barclays Bond 30% , SAIBOR 1M 30%

### Trading Information

Bloomberg Ticker:	RMOKDM1 AB Equity
Tadawul Ticker:	001031

### Administrative

Initial/Minimum Balance	SAR	5,000
Min Subscription/Redemption	SAR	100
Valuation/Dealing Days	Mon to Thu	
Settlement In	5 Business Days	
Management Fee	0.40%	
Subscription Fee	1.00%	
Expense ratio	0.09%	

### Risk Profile



### Fund Investment Objective

Al Mutawazen Fund is an open-ended public holding fund that invests in underlying funds of various asset classes. The objective of the fund is to provide investors with a balance between long-term capital growth and capital preservation by investing on average 40% in local and global equity funds while on average 60% of the fund are invested in fixed income and money market funds.

\*Not annualized if less than one year

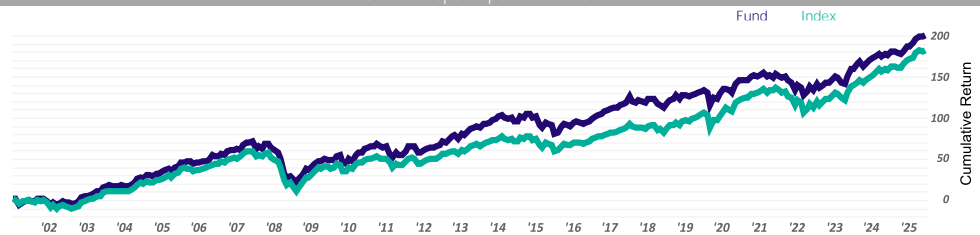
### Performance in Fund Currency (Net Return)

Short Term Return*	1 Month	3 Months	6 Months	9 Months	YTD
Fund	0.53%	1.39%	4.51%	7.69%	8.54%
Benchmark	0.31%	0.96%	4.46%	8.23%	9.04%
Calendar Returns	2025	2024	2023	2022	2021
Fund	8.54%	6.72%	10.99%	-8.00%	3.16%
Benchmark	9.04%	8.42%	12.08%	-9.89%	6.52%
Annualized Return	1 Year	3 Years	5 Years	10 Years	Since Inception
Fund	8.54%	8.74%	4.06%	4.60%	4.59%
Benchmark	9.04%	9.83%	4.93%	5.44%	4.32%
Cumulative Return	1 Year	3 Years	5 Years	10 Years	Since Inception
Fund	8.54%	28.57%	22.02%	56.85%	198.85%
Benchmark	9.04%	32.49%	27.18%	69.78%	181.14%

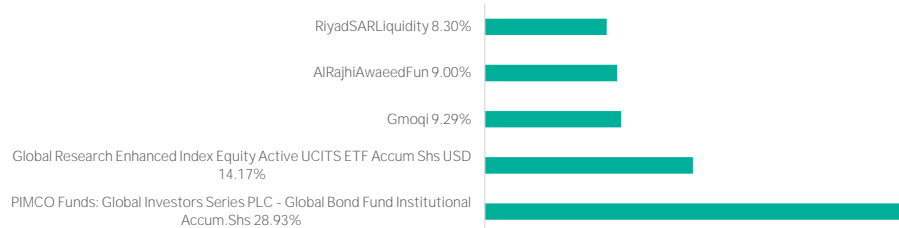
### Statistical Analysis

	1 Year	3 Years	5 Years	10 Years	Since Inception
Excess Return	-0.50%	-1.10%	-0.87%	-0.83%	0.26%
Alpha	-0.36%	-0.99%	-0.48%	-0.63%	0.29%
Beta	0.99	1.00	0.93	0.97	1.00
Standard Deviation	3.15%	5.08%	5.76%	6.31%	7.69%
Sharpe Ratio	1.37	0.74	0.13	0.38	0.37
Information Ratio	-0.63	-1.27	-0.58	-0.49	0.11
Tracking Error	0.76%	0.85%	1.47%	1.69%	2.33%

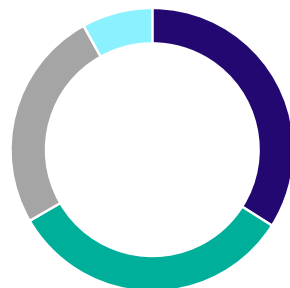
### Since inception performance



### Top Holdings



### Assets allocation



- International Fixed Income 33.99%
- International Equity 32.65%
- Local Money Market 25.30%
- Local Equity 8.06%

### GIPS Compliant

Riyad Capital claims compliance with the Global Investment Performance Standards (GIPS®). GIPS® is a registered trademark of CFA Institute. CFA Institute does not endorse or promote this organization, nor does it warrant the accuracy or quality of the content contained herein. The expense ratio includes admin fees, advertising fee, Audit fee, Custody fee, management fee, audit fee, Sama fees, Transaction fees, VAT fees, Tadawul fees. And ZAKAT.



Disclaimer