

Riyad Al Mutawazen Fund



April-26

Fund Facts	
Fund Type	Fund of funds
Shar'iah Status	Conventional
Fund Currency	SAR
NAV Price	30.25
Fund Size (AuMs in Millions)	29.31
Inception Date	Jun-01
Benchmark	MSCI World 32% , TASI 8% , Barclays Bond 30% , SAIBOR 1M 30%

Trading Information	
Bloomberg Ticker:	RMOKDM1 AB Equity
Tadawul Ticker:	001031

Administrative	
Initial/Minimum Balance	SAR 5,000
Min Subscription/Redemption	SAR 100
Valuation/Dealing Days	Mon to Thu
Settlement In	5 Business Days
Management Fee	0.40%
Subscription Fee	1.00%
Expense ratio	0.08%



Fund Investment Objective

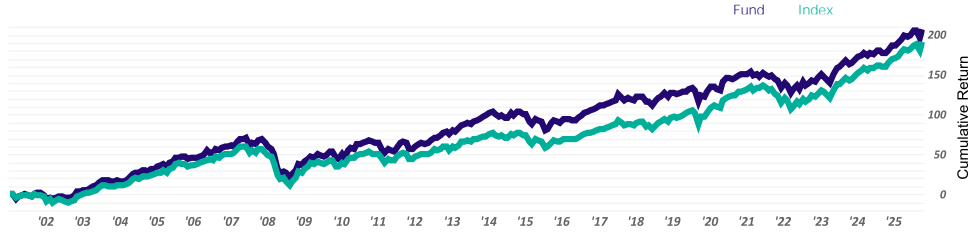
Al Mutawazen Fund is an open-ended public holding fund that invests in underlying funds of various asset classes. The objective of the fund is to provide investors with a balance between long-term capital growth and capital preservation by investing on average 40% in local and global equity funds while on average 60% of the fund are invested in fixed income and money market funds.

*Not annualized if less than one year

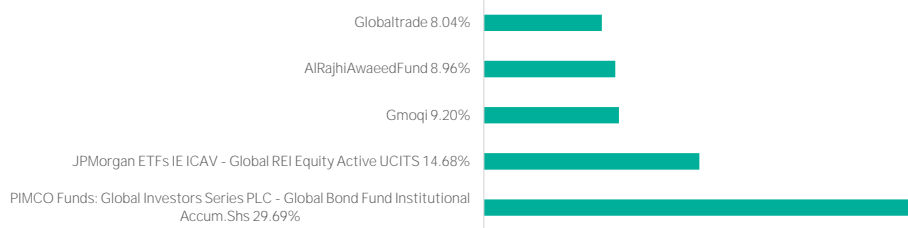
Performance in Fund Currency (Net Return)						
Short Term Return*	1 Month	3 Months	6 Months	9 Months	YTD	
Fund	3.32%	0.48%	2.47%	6.85%	2.39%	
Benchmark	3.32%	1.19%	2.97%	7.40%	3.22%	
Calendar Returns	2025	2024	2023	2022	2021	
Fund	8.54%	6.72%	10.99%	-8.00%	3.16%	
Benchmark	9.04%	8.42%	12.08%	-9.89%	6.52%	
Annualized Return	1 Year	3 Years	5 Years	10 Years	Since Inception	
Fund	10.47%	8.18%	4.24%	4.79%	4.62%	
Benchmark	11.48%	9.22%	4.95%	5.67%	4.40%	
Cumulative Return	Fund	10.47%	26.61%	23.07%	59.69%	205.99%
Benchmark	11.48%	30.28%	27.34%	73.61%	190.18%	

Statistical Analysis					
	1 Year	3 Years	5 Years	10 Years	Since Inception
Excess Return	-1.01%	-1.03%	-0.71%	-0.88%	0.22%
Alpha	-1.29%	-1.11%	-0.43%	-0.55%	0.25%
Beta	1.04	1.02	0.95	0.95	1.00
Standard Deviation	5.08%	5.28%	6.08%	6.03%	7.69%
Sharpe Ratio	1.24	0.62	0.11	0.41	0.37
Information Ratio	-1.28	-1.30	-0.53	-0.55	0.10
Tracking Error	0.76%	0.79%	1.33%	1.60%	2.32%

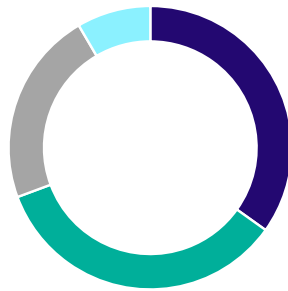
Since inception performance



Top Holdings



Assets allocation



- International Equity 34.87%
- International Fixed Income 34.47%
- Local Money Market 22.23%
- Local Equity 8.42%

GIPS Compliant

Riyad Capital claims compliance with the Global Investment Performance Standards (GIPS®). GIPS® is a registered trademark of CFA Institute. CFA Institute does not endorse or promote this organization, nor does it warrant the accuracy or quality of the content contained herein. The expense ratio includes admin fees, advertising fee, Audit fee, Custody fee, management fee, audit fee, Sama fees, Transaction fees, VAT fees, Tadawul fees. And ZAKAT.



Disclaimer