

## Riyad Al Mutahafedh Fund



May-25

### Fund Facts

|                  |   |
|------------------|---|
| Fund Type        | Fund of funds   |
| Shar'ah Status   | Conventional  |
| Fund Currency    | SAR   |
| NAV              | 18.01   |
| Fund Size (AuMs) | 52.58   |
| Inception Date   | Jun-01  |
| Benchmark        | MSCI World 8% , TASI 2% ,<br>Barclays Bond 15% ,<br>SAIBOR 1M 75% |

### Trading Information

|                   |                   |
|-------------------|-------------------|
| Bloomberg Ticker: | RHADIP1 AB Equity |
| Tadawul Ticker:   | 001030            |

### Administrative

|                             |                 |       |
|-----------------------------|-----------------|-------|
| Initial/Minimum Balance     | SAR             | 5,000 |
| Min Subscription/Redemption | SAR             | 1,000 |
| Valuation/Dealing Days      | Mon to Thu      |       |
| Settlement In               | 5 Business Days |       |
| Management Fee              | 0.10%           |       |
| Subscription Fee            | 1.00%           |       |
| Expense ratio               | 0.05%           |       |

### Risk Profile



### Fund Investment Objective

Al Mutahafedh Fund is an open-ended public holding fund that invests in underlying funds of various asset classes. The objective of the fund is to preserve capital and to realize a decent rate of return by investing on average 90% in fixed income and money market funds while on average 10% of the fund are invested in local and global equity funds.

\*Not annualized if less than one year

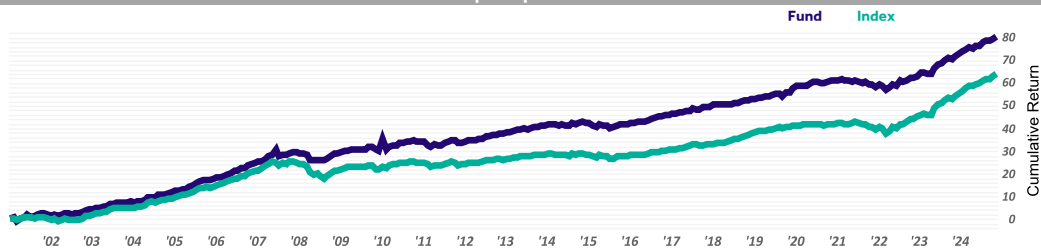
### Performance in Fund Currency (Net Return)

| Short Term Return* | 1 Month | 3 Months | 6 Months | 9 Months | YTD             |
|--------------------|---------|----------|----------|----------|-----------------|
| Fund               | 0.48%   | 0.88%    | 2.08%    | 3.22%    | 1.92%           |
| Benchmark          | 0.64%   | 1.26%    | 2.53%    | 3.95%    | 2.30%           |
| Calendar Returns   | 2024    | 2023     | 2022     | 2021     | 2020            |
| Fund               | 5.11%   | 5.71%    | -1.28%   | 0.45%    | 3.65%           |
| Benchmark          | 6.39%   | 7.38%    | -1.82%   | 0.65%    | 1.83%           |
| Annualized Return  | 1 Year  | 3 Years  | 5 Years  | 10 Years | Since Inception |
| Fund               | 5.18%   | 4.22%    | 2.91%    | 2.37%    | 2.50%           |
| Benchmark          | 6.42%   | 5.25%    | 3.08%    | 2.43%    | 2.09%           |
| Cumulative Return  |         |          |          |          |                 |
| Fund               | 5.18%   | 13.20%   | 15.44%   | 26.42%   | 79.98%          |
| Benchmark          | 6.42%   | 16.61%   | 16.41%   | 27.18%   | 63.62%          |

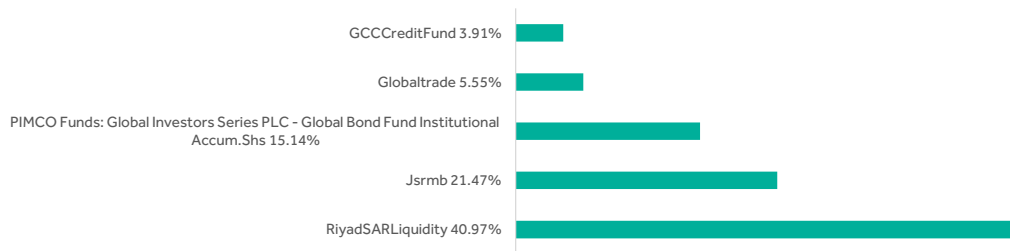
### Statistical Analysis

|                    | 1 Year | 3 Years | 5 Years | 10 Years | Since Inception |
|--------------------|--------|---------|---------|----------|-----------------|
| Excess Return      | -1.24% | -1.03%  | -0.17%  | -0.06%   | 0.41%           |
| Alpha              | -0.76% | -0.18%  | 0.36%   | 0.34%    | 0.53%           |
| Beta               | 0.93   | 0.84    | 0.83    | 0.84     | 0.94            |
| Standard Deviation | 0.99%  | 1.90%   | 1.77%   | 1.51%    | 2.04%           |
| Sharpe Ratio       | 0.18   | -0.23   | 0.08    | 0.26     | 0.41            |
| Information Ratio  | -4.65  | -1.85   | -0.20   | -0.07    | 0.30            |
| Tracking Error     | 0.25%  | 0.55%   | 0.84%   | 0.82%    | 1.38%           |

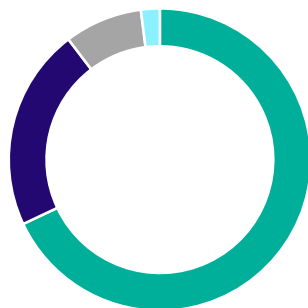
### Since inception performance



### Top Holdings



### Assets allocation



- Local Money Market 68.00%
- International Fixed Income 21.65%
- International Equity 8.33%
- Local Equity 2.02%

Disclaimer:

### GIPS Compliant

Riyad Capital claims compliance with the Global Investment Performance Standards (GIPS®). GIPS® is a registered trademark of CFA Institute. CFA Institute does not endorse or promote this organization, nor does it warrant the accuracy or quality of the content contained herein. The expense ratio includes admin fees, advertising fee, Audit fee, Custody fee, management fee, audit fee, Sama fees, Transaction fees, VAT fees, Tadawul fees. And ZAKAT.

Disclaimer

