

Riyad Al Mutahafedh Fund



May-26

Fund Facts	
Fund Type	Fund of funds
Shar'iah Status	Conventional
Fund Currency	SAR
NAV Price	19.10
Fund Size (AuMs in Millions)	55.05
Inception Date	Jun-01
Benchmark	MSCI World 8% , TASI 2% , Barclays Bond 15% , SAIBOR 1M 75%

Trading Information	
Bloomberg Ticker:	RHADIP1 AB Equity
Tadawul Ticker:	001030

Administrative	
Initial/Minimum Balance	SAR 5,000
Min Subscription/Redemption	SAR 100
Valuation/Dealing Days	Mon to Thu
Settlement In	5 Business Days
Management Fee	0.10%
Subscription Fee	1.00%
Expense ratio	0.03%



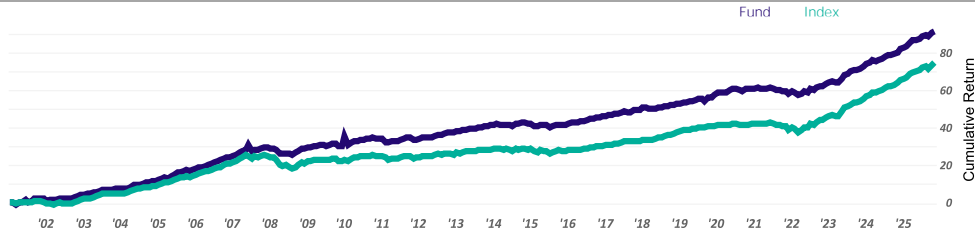
Fund Investment Objective
 Al Mutahafedh Fund is an open-ended public holding fund that invests in underlying funds of various asset classes. The objective of the fund is to preserve capital and to realize a decent rate of return by investing on average 90% in fixed income and money market funds while on average 10% of the fund are invested in local and global equity funds.

*Not annualized if less than one year

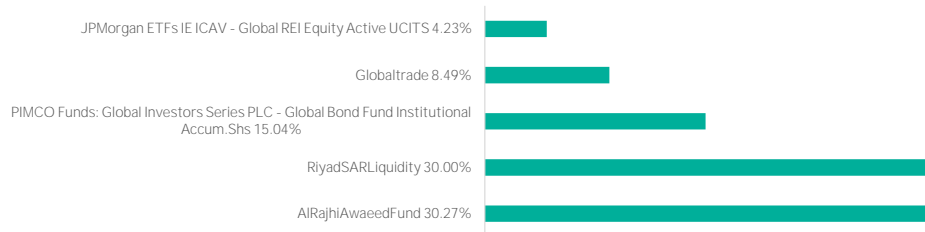
Performance in Fund Currency (Net Return)					
Short Term Return*	1 Month	3 Months	6 Months	9 Months	YTD
Fund	0.33%	0.80%	2.45%	4.15%	1.96%
Benchmark	0.79%	1.48%	3.04%	4.81%	2.68%
Calendar Returns					
	2025	2024	2023	2022	2021
Fund	6.02%	5.11%	5.71%	-1.28%	0.45%
Benchmark	6.42%	6.39%	7.38%	-1.82%	0.65%
Annualized Return					
	1 Year	3 Years	5 Years	10 Years	Since Inception
Fund	6.06%	5.60%	3.50%	3.04%	2.64%
Benchmark	6.82%	6.68%	4.33%	3.21%	2.27%
Cumulative Return					
Fund	6.06%	17.77%	18.77%	34.94%	90.90%
Benchmark	6.82%	21.42%	23.64%	37.13%	74.78%

Statistical Analysis					
	1 Year	3 Years	5 Years	10 Years	Since Inception
Excess Return	-0.76%	-1.08%	-0.83%	-0.17%	0.36%
Alpha	-0.57%	-0.72%	-0.21%	0.38%	0.50%
Beta	0.98	0.95	0.86	0.83	0.94
Standard Deviation	1.41%	1.47%	1.80%	1.49%	2.03%
Sharpe Ratio	1.36	0.47	-0.08	0.44	0.43
Information Ratio	-1.49	-2.67	-1.42	-0.20	0.27
Tracking Error	0.49%	0.40%	0.58%	0.83%	1.36%

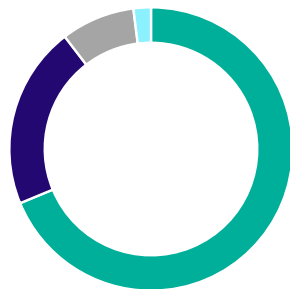
Since inception performance



Top Holdings



Assets allocation



- Local Money Market 68.76%
- International Fixed Income 20.83%
- International Equity 8.43%
- Local Equity 1.99%

Disclaimer:
 GIPS Compliant

Riyad Capital claims compliance with the Global Investment Performance Standards (GIPS®). GIPS® is a registered trademark of CFA Institute. CFA Institute does not endorse or promote this organization, nor does it warrant the accuracy or quality of the content contained herein. The expense ratio includes admin fees, advertising fee, Audit fee, Custody fee, management fee, audit fee, Sama fees, Transaction fees, VAT fees, Tadawul fees. And ZAKAT.

Disclaimer

