

Riyad American Equity Fund



March-24

Fund Facts

Fund Type	Equity
Shari'ah Status	Conventional
Fund Currency	US Dollar (USD)
NAV	142.96
Fund Size (AuMs)	4.79
Inception Date	May-92
Benchmark	S&P 500 Index

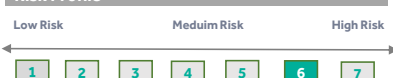
Trading Information

Bloomberg Ticker:	RIYAMER AB Equity
Tadawul Ticker:	001004

Administrative

Initial/Minimum Balance	\$2,500.00
Min Subscription/Redemption	\$1,000.00
Valuation/Dealing Days	Mon, Tue & Wed
Settlement In	5 Business Days
Management Fee	1.50%
Subscription Fee	2.00%
Expense ratio	0.19%

Risk Profile



Fund Investment Objective

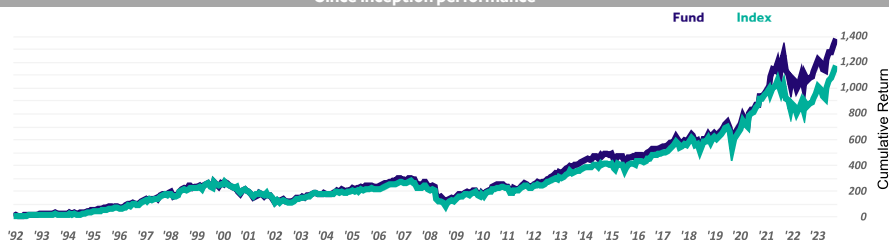
The Fund invests its assets completely in a portfolio of American Stocks sub-managed by Fidelity International. The fund aims to provide long-term capital growth within a high risk environment through investing its assets primarily in American stocks.

*Not annualized if less than one year

Performance in Fund Currency (Net Return)

Short Term Return*	1 Month	3 Months	6 Months	9 Months	YTD
Fund	3.46%	7.42%	19.08%	17.08%	7.42%
Benchmark	3.53%	9.76%	22.79%	20.22%	9.76%
Calendar Returns	2023	2022	2021	2020	2019
Fund	24.53%	-14.39%	39.59%	14.08%	29.17%
Benchmark	26.39%	-21.07%	28.43%	15.52%	28.88%
Annualized Return	1 Year	3 Years	5 Years	10 Years	Since Inception
Fund	26.40%	15.24%	16.13%	11.39%	8.71%
Benchmark	30.31%	9.73%	13.35%	10.86%	8.30%
Cumulative Return	1 Year	3 Years	5 Years	10 Years	Since Inception
Fund	26.40%	53.02%	111.26%	194.17%	1329.59%
Benchmark	30.31%	32.11%	87.09%	180.32%	1167.69%
Statistical Analysis	1 Year	3 Years	5 Years	10 Years	Since Inception
Excess Return	-3.90%	5.51%	2.79%	0.54%	0.41%
Alpha	0.44%	6.52%	3.60%	1.21%	0.95%
Beta	0.86	0.88	0.92	0.94	0.95
Standard Deviation	11.11%	16.42%	17.98%	15.19%	15.44%
Sharpe Ratio	1.88	0.76	0.78	0.66	0.42
Information Ratio	-1.50	0.60	0.39	0.10	0.10
Tracking Error	2.50%	9.00%	7.13%	5.24%	5.16%

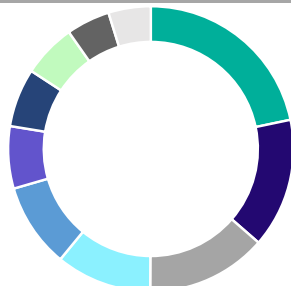
Since inception performance



TOP 10 Holdings

LINDE PLC	2.50%
UNITEDHEALTH GROUP INC	2.60%
WALMART	2.80%
SALESFORCE INC	3.20%
JPMORGAN CHASE & CO	3.40%
APPLE INC	4.30%
AMAZON	5.30%
ALPHABET INC	5.50%
NVIDIA CORP	6.20%
MICROSOFT CORP	9.10%

Sector allocation



SOFTWARE & SERVICES	15.40%
MEDIA & ENTERTAINMENT	10.40%
SEMICONDUCTORS & SEMICONDUCTOR EQUIPMENT	9.70%
HEALTH CARE EQUIPMENT & SERVICES	7.70%
CONSUMER DISCRETIONARY DISTRIBUTION & RETAIL	6.80%
BANKS	5.00%
MATERIALS	4.70%
TECHNOLOGY HARDWARE & EQUIPMENT	4.30%

GIPS Compliant

Riyad Capital claims compliance with the Global Investment Performance Standards (GIPS®). GIPS® is a registered trademark of CFA Institute. CFA Institute does not endorse or promote this organization, nor does it warrant the accuracy or quality of the content contained herein. The expense ratio includes admin fees, advertising fee, Audit fee, Custody fee, management fee, audit fee, Sama fees, Transaction fees, VAT fees, Tadawul fees. And ZAKAT.

Disclaimer

