

Riyad AL Jarei Sharia Fund



December-25

Fund Facts	
Fund Type	Fund of funds
Shari'ah Status	Shariah Compliant
Fund Currency	SAR
NAV	48.34
Fund Size (AuMs)	44.62
Inception Date	Dec-02
Benchmark	DJ Islamic Markets 64% , S&P Saudi Sharia 16% , Dow Jones Sukuk Total Return (ex-Reinvestment) 10% , SAIBOR 1M 10%

Trading Information

Bloomberg Ticker:	RSHAMK2 AB Equity
Tadawul Ticker:	001040

Administrative

Initial/Minimum Balance	SAR	5,000
Min Subscription/Redemption	SAR	100
Valuation/Dealing Days	Mon to Thu	
Settlement In	5 Business Days	
Management Fee	0.85%	
Subscription Fee	1.00%	
Expense ratio	0.13%	

Risk Profile



Fund Investment Objective

Al Jarei Shariah Fund is an open-ended public holding fund that invests underlying funds of various asset classes which are compliant with Shariah regulations. The objective of the fund is to provide investors with high long-term capital growth by investing on average 80% in local and global equity funds while on average 20% of the fund are invested in fixed income and money market funds.

*Not annualized if less than one year

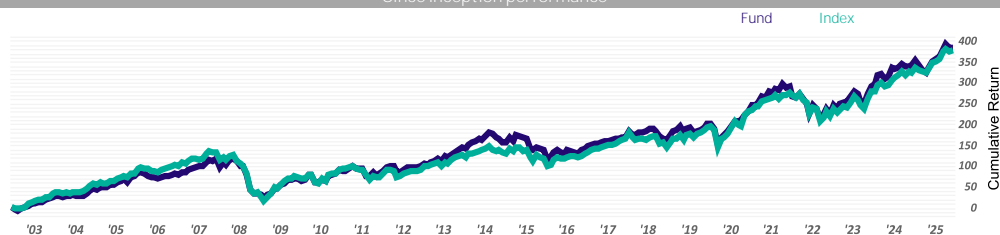
Performance in Fund Currency (Net Return)

Short Term Return*	1 Month	3 Months	6 Months	9 Months	YTD
Fund	0.40%	1.11%	7.43%	12.74%	9.57%
Benchmark	0.16%	0.92%	8.10%	14.29%	11.80%
Calendar Returns	2025	2024	2023	2022	2021
Fund	9.57%	13.04%	19.92%	-16.72%	18.86%
Benchmark	11.80%	13.10%	21.38%	-17.64%	15.67%
Annualized Return	1 Year	3 Years	5 Years	10 Years	Since Inception
Fund	9.57%	14.09%	8.01%	7.34%	7.43%
Benchmark	11.80%	15.35%	7.89%	9.40%	7.26%
Cumulative Return	1 Year	3 Years	5 Years	10 Years	Since Inception
Fund	9.57%	48.52%	47.01%	103.07%	416.88%
Benchmark	11.80%	53.48%	46.21%	145.52%	397.98%

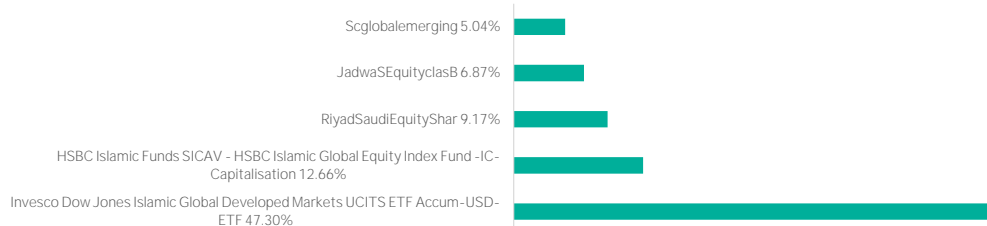
Statistical Analysis

	1 Year	3 Years	5 Years	10 Years	Since Inception
Excess Return	-2.23%	-1.26%	0.12%	-2.06%	0.17%
Alpha	-1.86%	-0.51%	0.57%	-0.89%	0.89%
Beta	0.99	0.96	0.94	0.89	0.90
Standard Deviation	7.83%	9.32%	11.04%	11.42%	12.54%
Sharpe Ratio	0.68	0.98	0.43	0.45	0.46
Information Ratio	-1.49	-0.56	0.03	-0.48	0.04
Tracking Error	1.43%	2.23%	3.61%	4.23%	4.46%

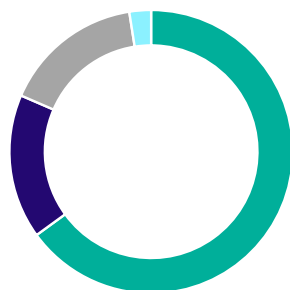
Since inception performance



Top Holdings



Assets allocation



- International Equity 64.99%
- International Fixed Income 16.50%
- Local Equity 16.04%
- Local Money Market 2.47%

GIPS Compliant

Riyad Capital claims compliance with the Global Investment Performance Standards (GIPS®). GIPS® is a registered trademark of CFA Institute. CFA Institute does not endorse or promote this organization, nor does it warrant the accuracy or quality of the content contained herein. The expense ratio includes admin fees, advertising fee, Audit fee, Custody fee, management fee, audit fee, Sama fees, Transaction fees, VAT fees, Tadawul fees, And ZAKAT.

Disclaimer

