

Riyad Al Shuja'a Sharia Fund



April-26

| Fund Facts | |
|------------------------------|--|
| Fund Type | Fund of funds |
| Shar'iah Status | Shariah Compliant |
| Fund Currency | SAR |
| NAV Price | 42.66 |
| Fund Size (AuMs in Millions) | 16.04 |
| Inception Date | Dec-02 |
| Benchmark | DJ Islamic Markets 48% , S&P Saudi Sharia 12% , Dow Jones Sukuk Total Return (ex-Reinvestment) 30% , SAIBOR 1M 10% |

| Trading Information | |
|---------------------|-------------------|
| Bloomberg Ticker: | RSHUJA2 AB Equity |
| Tadawul Ticker: | 001041 |

| Administrative | |
|-----------------------------|-----------------|
| Initial/Minimum Balance | SAR 5,000 |
| Min Subscription/Redemption | SAR 100 |
| Valuation/Dealing Days | Mon to Thu |
| Settlement In | 5 Business Days |
| Management Fee | 0.65% |
| Subscription Fee | 1.00% |
| Expense ratio | 0.12% |



Fund Investment Objective

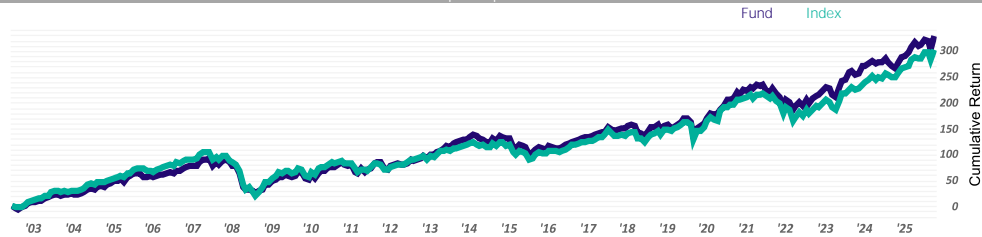
Al Shuja'a Fund is an open-ended public holding fund that invests in underlying funds of various asset classes which are compliant with Shariah regulations. The objective of the fund is to provide investors with decent long-term capital growth by investing on average 60% in local and global equity funds while on average 40% of the fund are invested in fixed income and money market funds.

*Not annualized if less than one year

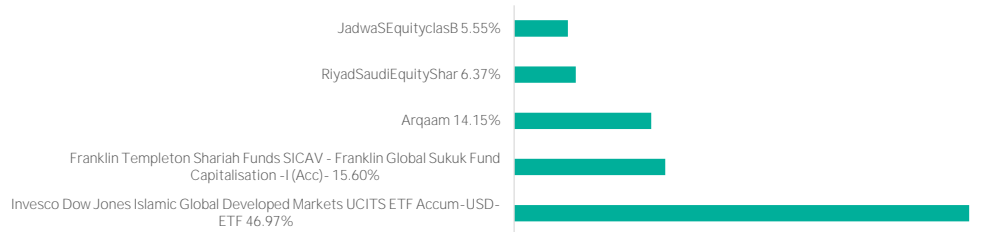
| Performance in Fund Currency (Net Return) | | | | | | |
|---|---------|----------|----------|----------|-----------------|---------|
| Short Term Return* | 1 Month | 3 Months | 6 Months | 9 Months | YTD | |
| Fund | 6.55% | 1.40% | 2.92% | 9.56% | 3.94% | |
| Benchmark | 6.42% | 2.07% | 3.90% | 11.19% | 5.10% | |
| Calendar Returns | 2025 | 2024 | 2023 | 2022 | 2021 | |
| Fund | 8.96% | 10.38% | 16.82% | -12.33% | 13.80% | |
| Benchmark | 10.76% | 10.77% | 17.36% | -12.66% | 11.83% | |
| Annualized Return | 1 Year | 3 Years | 5 Years | 10 Years | Since Inception | |
| Fund | 16.54% | 11.09% | 6.02% | 7.20% | 6.68% | |
| Benchmark | 18.45% | 11.98% | 7.14% | 8.46% | 6.54% | |
| Cumulative Return | Fund | 16.54% | 37.08% | 33.96% | 100.50% | 349.46% |
| Benchmark | 18.45% | 40.41% | 41.20% | 125.26% | 336.55% | |

| Statistical Analysis | | | | | |
|----------------------|--------|---------|---------|----------|-----------------|
| | 1 Year | 3 Years | 5 Years | 10 Years | Since Inception |
| Excess Return | -1.91% | -0.89% | -1.12% | -1.26% | 0.13% |
| Alpha | -1.84% | -0.76% | -0.77% | -0.69% | 0.52% |
| Beta | 1.01 | 1.00 | 0.96 | 0.94 | 0.94 |
| Standard Deviation | 8.85% | 8.31% | 9.03% | 8.79% | 10.04% |
| Sharpe Ratio | 1.40 | 0.74 | 0.27 | 0.55 | 0.49 |
| Information Ratio | -1.58 | -0.53 | -0.50 | -0.46 | 0.04 |
| Tracking Error | 1.16% | 1.65% | 2.24% | 2.74% | 3.35% |

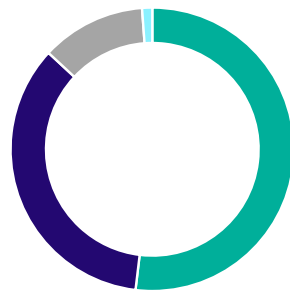
Since inception performance



Top Holdings



Assets allocation



- International Equity 51.90%
- International Fixed Income 35.02%
- Local Equity 11.92%
- Local Money Market 1.16%

GIPS Compliant

Riyad Capital claims compliance with the Global Investment Performance Standards (GIPS®). GIPS® is a registered trademark of CFA Institute. CFA Institute does not endorse or promote this organization, nor does it warrant the accuracy or quality of the content contained herein. The expense ratio includes admin fees, advertising fee, Audit fee, Custody fee, management fee, audit fee, Sama fees, Transaction fees, VAT fees, Tadawul fees. And ZAKAT.



Disclaimer