

Riyad Al Mutawazen Sharia Fund



May-26

Fund Facts	
Fund Type	Fund of funds
Shari'ah Status	Shariah Compliant
Fund Currency	SAR
NAV Price	34.80
Fund Size (AuMs in Millions)	26.26
Inception Date	Dec-02
Benchmark	DJ Islamic Markets 32% , S&P Saudi Sharia 8% , Dow Jones Sukuk Total Return (ex-Reinvestment) 30% , SAIBOR 1M 30%

Trading Information	
Bloomberg Ticker:	RMOKDM2 AB Equity
Tadawul Ticker:	001040

Administrative	
Initial/Minimum Balance	SAR 5,000
Min Subscription/Redemption	SAR 100
Valuation/Dealing Days	Mon to Thu
Settlement In	5 Business Days
Management Fee	0.40%
Subscription Fee	1.00%
Expense ratio	0.06%

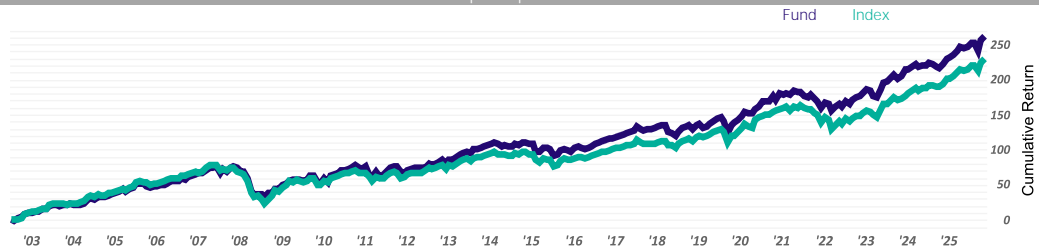


Fund Investment Objective
 Al Mutawazen Shariah Fund is an open-ended public holding fund that invests in underlying funds of various asset classes which are compliant with Shariah regulations. The objective of the fund is to provide investors with a balance between long-term capital growth and capital preservation by investing on average 40% in local and global equity funds while on average 60% of the fund are invested in fixed income
*Not annualized if less than one year

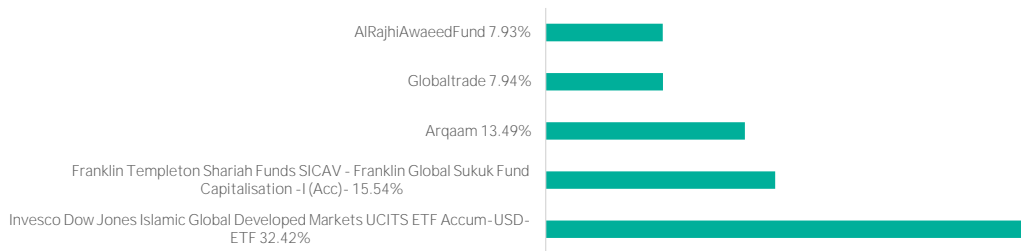
Performance in Fund Currency (Net Return)					
Short Term Return*	1 Month	3 Months	6 Months	9 Months	YTD
Fund	1.26%	2.75%	4.85%	7.73%	4.41%
Benchmark	2.56%	4.34%	6.70%	10.28%	6.46%
Calendar Returns					
	2025	2024	2023	2022	2021
Fund	7.99%	8.73%	12.76%	-7.42%	7.71%
Benchmark	9.28%	8.95%	13.39%	-7.66%	8.04%
Annualized Return					
	1 Year	3 Years	5 Years	10 Years	Since Inception
Fund	12.16%	9.41%	5.91%	6.12%	5.65%
Benchmark	14.92%	10.69%	6.83%	7.17%	5.56%

Statistical Analysis					
	1 Year	3 Years	5 Years	10 Years	Since Inception
Excess Return	-2.76%	-1.29%	-0.92%	-1.05%	0.08%
Alpha	-1.96%	-1.02%	-0.52%	-0.85%	0.21%
Beta	0.97	0.99	0.95	0.98	0.98
Standard Deviation	6.06%	5.80%	6.23%	6.25%	7.32%
Sharpe Ratio	1.32	0.77	0.37	0.60	0.53
Information Ratio	-1.92	-0.97	-0.51	-0.55	0.03
Tracking Error	1.38%	1.31%	1.77%	1.90%	2.52%

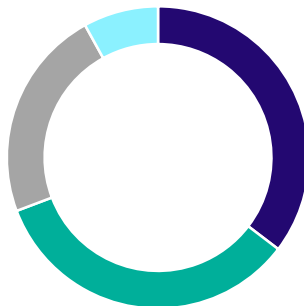
Since inception performance



Top Holdings



Assets allocation



- International Equity 35.37%
- International Fixed Income 33.89%
- Local Money Market 22.72%
- Local Equity 8.02%

GIPS Compliant

Riyad Capital claims compliance with the Global Investment Performance Standards (GIPS®). GIPS® is a registered trademark of CFA Institute. CFA Institute does not endorse or promote this organization, nor does it warrant the accuracy or quality of the content contained herein. The expense ratio includes admin fees, advertising fee, Audit fee, Custody fee, management fee, audit fee, Sama fees, Transaction fees, VAT fees, Tadawul fees. And ZAKAT.

Disclaimer

