

Riyad Gulf Equity Fund (ex-Saudi)

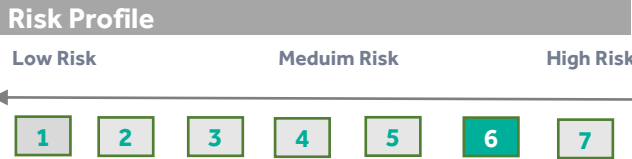


July-25

Fund Facts		
Fund Type	Equity	
Shari'ah Status	Sharia Compliant	
Fund Currency	SAR	
NAV	18.04	
Fund Size (AuMs)	167.10	
Inception Date	Feb-06	
Benchmark	Ideal Ratings GCC ex Saudi Islamic index - Saudi Investor	

Trading Information		
Bloomberg Ticker:	RIYGULF AB Equity	
Tadawul Ticker:	001048	

Administrative		
Initial/Minimum Balance	SAR	5,000
Min Subscription/Redemption	SAR	100
Valuation/Dealing Days	Sun to Thu	
Settlement In	5 Business Days	
Management Fee	1.85%	
Subscription Fee	2.00%	
Expense ratio	0.19%	

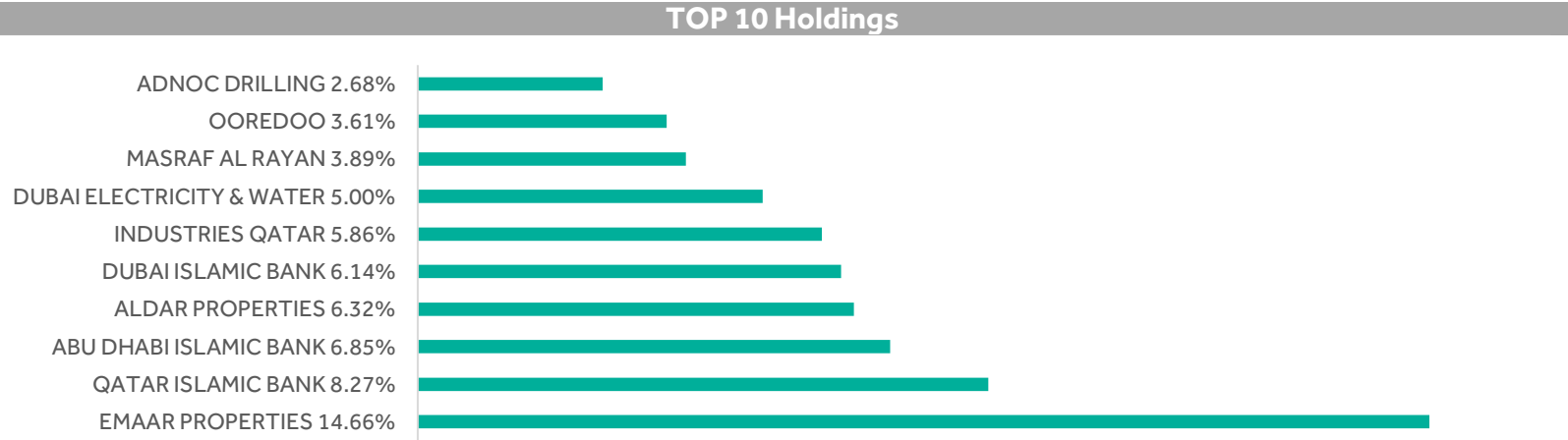
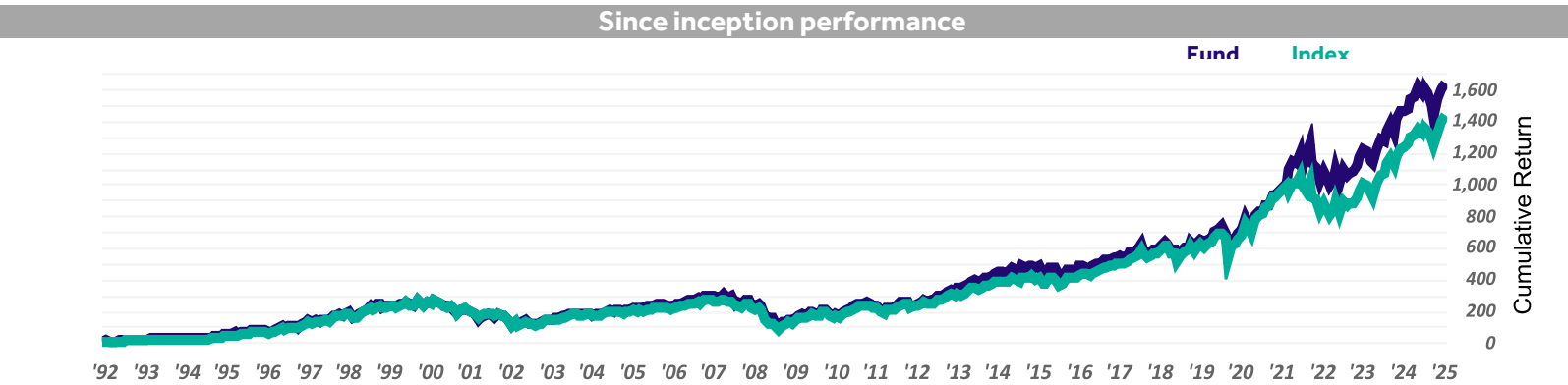


**Fund Investment Objective**

The Fund aims to provide long-term capital growth through investing primarily in Gulf stocks companies in UAE, Kuwait, Bahrain, Qatar, and Oman, within the criteria set by the Sharia Committee of Riyadh Capital.

\*Not annualized if less than one year

Performance in Fund Currency (Net Return)					
Short Term Return*	1 Month	3 Months	6 Months	9 Months	YTD
Fund	5.07%	11.37%	14.87%	24.40%	16.41%
Benchmark	4.97%	12.05%	12.70%	21.32%	15.16%
Calendar Returns	2024	2023	2022	2021	2020
Fund	12.02%	-2.50%	1.28%	29.72%	2.63%
Benchmark	5.96%	-2.88%	20.92%	35.12%	9.02%
Annualized Return	1 Year	3 Years	5 Years	10 Years	Since Inception
Fund	28.79%	5.82%	14.77%	4.63%	3.08%
Benchmark	25.16%	7.04%	18.26%	6.23%	-0.19%
Cumulative Return					
Fund	28.79%	18.48%	99.16%	57.24%	80.43%
Benchmark	25.16%	22.65%	131.29%	83.04%	-3.65%
Statistical Analysis					
	1 Year	3 Years	5 Years	10 Years	Since Inception
Excess Return	3.62%	-1.23%	-3.49%	-1.60%	3.27%
Alpha	4.26%	0.10%	0.39%	-0.36%	4.55%
Beta	0.94	0.82	0.81	0.82	0.78
Standard Deviation	7.04%	10.66%	11.67%	14.16%	16.91%
Sharpe Ratio	3.41	0.10	1.01	0.18	0.11
Information Ratio	1.53	-0.23	-0.48	-0.21	0.58
Tracking Error	2.27%	5.22%	7.16%	7.45%	8.48%



**GIPS Compliant**

Riyad Capital claims compliance with the Global Investment Performance Standards (GIPS®). GIPS® is a registered trademark of CFA Institute. CFA Institute does not endorse or promote this organization, nor does it warrant the accuracy or quality of the content contained herein.

The expense ratio includes admin fees, advertising fee, Audit fee, Custody fee, management fee, audit fee, Sama fees, Transaction fees, VAT fees, Tadawul fees. And ZAKAT.

Disclaimer