

# Riyad Small and Medium Cap Fund



May-26

## Fund Facts

Fund Type	Equity
Shar'ah Status	Shariah Compliant
Fund Currency	SAR
NAV	51.74
Fund Size (AuMs)	54.24
Inception Date	Dec-09
Benchmark	IdealRatings Saudi MSM Cap Islamic Index

## Trading Information

Bloomberg Ticker:	RIYSMCPAB Equity
Tadawul Ticker:	001052

## Administrative

Initial/Minimum Balance	SAR	5,000
Min Subscription/Redemption	SAR	100
Valuation/Dealing Days	Sun to Thu	
Settlement In	3 Business Days	
Management Fee	1.75%	
Subscription Fee	1.00%	
Expense ratio	0.21%	

## Risk Profile



## Fund Investment Objective

The Fund aims to achieve long-term capital growth within a high risk environment through investing primarily in stocks of medium Saudi companies with market capitalization between SAR 3 to 50 billion and small Saudi companies with market capitalization not more than SAR 3 billion

## Performance in Fund Currency (Net Return)

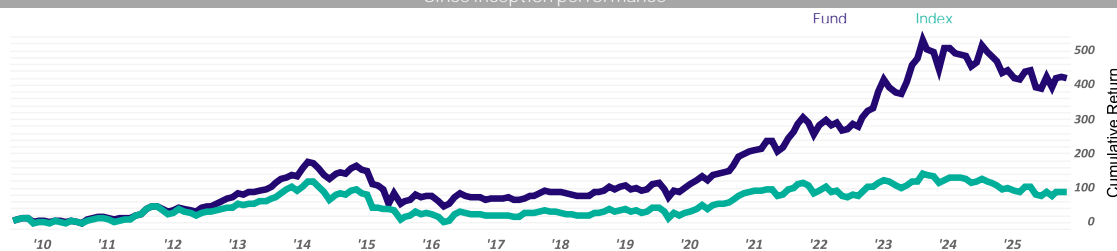
\*Not annualized if less than one year

Short Term Return*	1 Month	3 Months	6 Months	9 Months	YTD
Fund	-0.75%	5.35%	5.68%	0.93%	6.38%
Benchmark	-1.18%	5.81%	3.27%	-1.21%	5.60%
Calendar Returns	2025	2024	2023	2022	2021
Fund	-13.45%	0.87%	52.00%	16.51%	32.75%
Benchmark	-18.61%	0.08%	25.68%	-4.55%	19.77%
Annualized Return	1 Year	3 Years	5 Years	10 Years	Since Inception
Fund	-2.50%	6.53%	11.86%	11.73%	10.52%
Benchmark	-4.08%	-2.59%	0.45%	4.49%	-7.85%
Cumulative Return	1 Year	3 Years	5 Years	10 Years	Since Inception
Fund	-2.50%	20.89%	75.11%	203.13%	417.39%
Benchmark	-4.08%	-7.57%	2.26%	55.08%	-73.91%

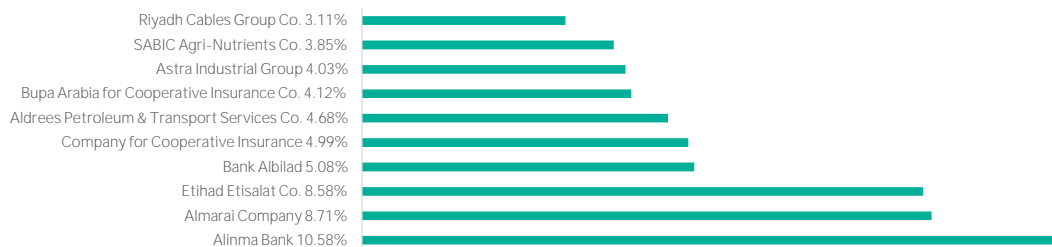
## Statistical Analysis

	1 Year	3 Years	5 Years	10 Years	Since Inception
Excess Return	1.58%	9.12%	11.41%	7.24%	18.38%
Alpha	1.04%	10.10%	11.62%	7.50%	7.35%
Beta	0.88	1.10	0.98	0.90	0.86
Standard Deviation	15.72%	19.41%	18.60%	18.07%	19.93%
Sharpe Ratio	-0.42	0.08	0.44	0.52	0.46
Information Ratio	0.40	1.07	1.50	1.04	0.65
Tracking Error	3.78%	8.43%	7.54%	6.96%	10.36%

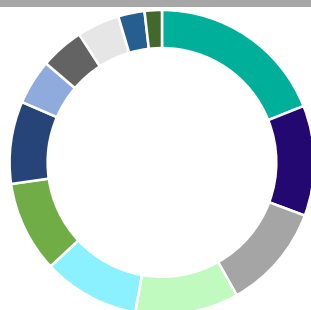
## Since inception performance



## TOP 10 Holdings



## Sector allocation



- Banks 18.63%
- Insurance 11.49%
- Real Estate Management & Development 10.97%
- Food Beverage & Tobacco 10.78%
- Materials 10.05%
- Capital Goods 9.51%
- Telecommunication Services 8.58%
- Consumer Discretionary Distribution & Retail 4.68%
- Transportation 4.54%
- [Cash] 4.42%
- Utilities 2.75%
- [Unassigned] 1.80%

## GIPS Compliant

Riyad Capital claims compliance with the Global Investment Performance Standards (GIPS®). GIPS® is a registered trademark of CFA Institute. CFA Institute does not endorse or promote this organization, nor does it warrant the accuracy or quality of the content contained herein. The expense ratio includes admin fees, advertising fee, Audit fee, Custody fee, management fee, audit fee, Sama fees, Transaction fees, VAT fees, Tadawul fees. And ZAKAT.



Disclaimer