

# Riyad Opportunities Fund



April-26

Fund Facts	
Fund Type	Equity
Shar'ah Status	Conventional
Fund Currency	SAR
NAV	17.17
Fund Size (AuMs)	198.85
Inception Date	Nov-21
Benchmark	Tadawul All Share Index

Trading Information	
Bloomberg Ticker:	RIYOPSA
Tadawul Ticker:	001056

Administrative	
Initial/Minimum Balance	SAR 5,000
Min Subscription/Redemption	SAR 100
Valuation/Dealing Days	Mon and Thu
Settlement In	3 Business Days
Management Fee	2.00%
Subscription Fee	1.00%
Expense ratio	0.22%



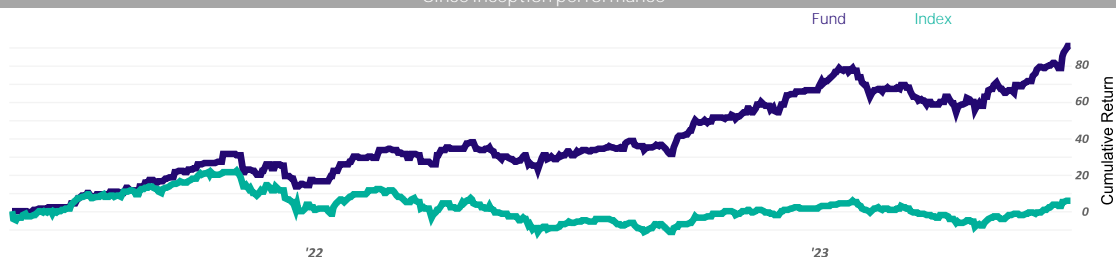
**Fund Investment Objective**  
 A public open-ended equity fund aims to provide medium to long-term capital growth by investing its assets mainly in Saudi equities, including IPOs in the Main Saudi stock market (Tadawul), the Parallel Market (Nomu), and the Gulf markets.

\*Not annualized if less than one year

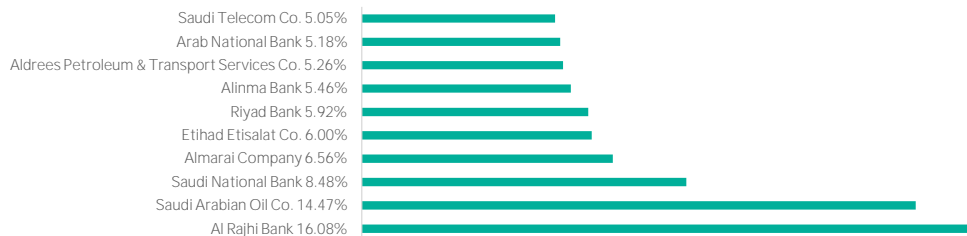
Performance in Fund Currency (Net Return)					
Short Term Return*	1 Month	3 Months	6 Months	9 Months	YTD
Fund	-1.58%	-2.75%	-3.92%	4.12%	5.27%
Benchmark	-0.55%	-1.71%	-4.02%	2.45%	6.64%
Calendar Returns					
	2025	2024	2023	2022	2021
Fund	-6.72%	-8.72%	46.99%		
Benchmark	-12.84%	0.58%	14.21%		
Annualized Return					
	1 Year	3 Years	5 Years	10 Years	Since Inception
Fund	-4.17%	4.36%			13.58%
Benchmark	-4.15%	-0.36%			-0.23%

Statistical Analysis					
	1 Year	3 Years	5 Years	10 Years	Since Inception
Excess Return	-0.02%	4.71%			13.81%
Alpha	-0.19%	5.61%			16.71%
Beta	0.97	1.15			0.97
Standard Deviation	17.51%	20.01%			17.06%
Sharpe Ratio	-0.48	-0.03			0.56
Information Ratio	-0.01	0.41			1.16
Tracking Error	2.85%	11.42%			11.12%

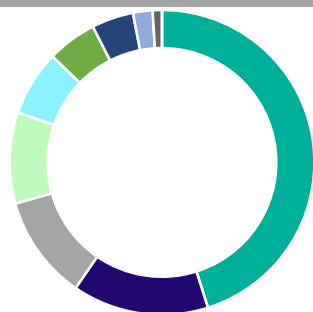
Since inception performance



TOP 10 Holdings



Sector allocation



- Banks 45.12%
- Energy 14.47%
- Telecommunication Services 11.05%
- Materials 9.68%
- Food Beverage & Tobacco 6.93%
- Consumer Discretionary Distribution & Retail 5.26%
- Insurance 4.43%
- Health Care Equipment & Services 2.08%
- [Cash] 0.98%
- Capital Goods 0.00%

## GIPS Compliant

Riyad Capital claims compliance with the Global Investment Performance Standards (GIPS®). GIPS® is a registered trademark of CFA Institute. CFA Institute does not endorse or promote this organization, nor does it warrant the accuracy or quality of the content contained herein. The expense ratio includes admin fees, advertising fee, Audit fee, Custody fee, management fee, audit fee, Sama fees, Transaction fees, VAT fees, Tadawul fees. And ZAKAT.



Disclaimer