

# Riyad Sharia Opportunities Fund

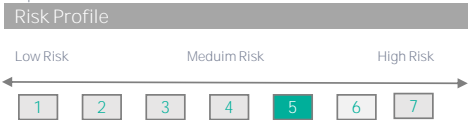


May-26

Fund Facts	
Fund Type	Equity
Shari'ah Status	Shariah Compliant
Fund Currency	SAR
NAV	9.50
Fund Size (AuMs)	202.73
Inception Date	Oct-23
Benchmark	S&P Saudi Sharia Index

Trading Information	
Bloomberg Ticker:	RIYOPSR AB
Tadawul Ticker:	001057

Administrative	
Initial/Minimum Balance	SAR 5,000
Min Subscription/Redemption	SAR 100
Valuation/Dealing Days	Mon and Thu
Settlement In	3 Business Days
Management Fee	2.00%
Subscription Fee	1.00%
Expense ratio	0.22%

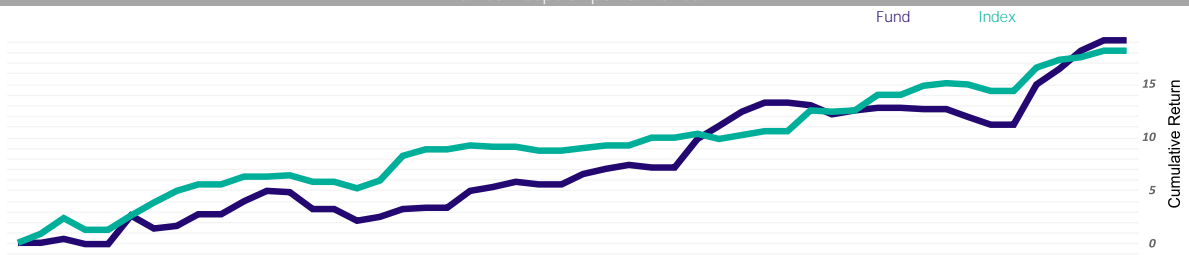


**Fund Investment Objective**  
 A public open-ended equity fund aims to provide medium to long-term capital growth by investing its assets mainly in Saudi equities, including IPOs in the Main Saudi stock market (Tadawul), the Parallel Market (Nomu), and the Gulf markets within the criteria set by the Riyad Capital Sharia Committee.

\*Not annualized if less than one year

Performance in Fund Currency (Net Return)					
Short Term Return*	1 Month	3 Months	6 Months	9 Months	YTD
Fund	-0.41%	3.50%	4.62%	4.41%	4.83%
Benchmark	-1.32%	2.98%	3.28%	1.43%	4.54%
Calendar Returns	2025	2024	2023	2022	2021
Fund	-11.99%				
Benchmark	-13.87%				
Annualized Return	1 Year	3 Years	5 Years	10 Years	Since Inception
Fund	-0.13%				-2.05%
Benchmark	-0.32%				3.15%
Cumulative Return					
Fund					-5.01%
Benchmark					8.01%
Statistical Analysis					
	1 Year	3 Years	5 Years	10 Years	Since Inception
Excess Return	0.20%				-5.20%
Alpha	0.14%				-4.49%
Beta	0.95				0.93
Standard Deviation	17.18%				15.74%
Sharpe Ratio	-0.25				-0.45
Information Ratio	0.05				-0.56
Tracking Error	3.41%				9.34%

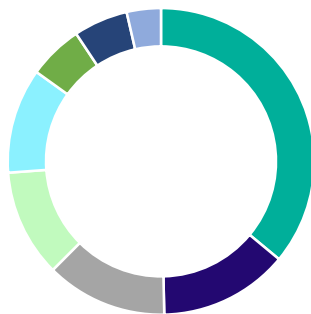
Since inception performance



TOP 10 Holdings

Dr. Sulaiman Al-Habib Medical Services Group Co.	3.22%
Company for Cooperative Insurance	3.31%
Aldrees Petroleum & Transport Services Co.	5.46%
Saudi Arabian Mining Co.	5.68%
Etihad Etisalat Co.	6.34%
Saudi Telecom Co.	6.67%
Alinma Bank	8.86%
Almaral Company	9.50%
Saudi Arabian Oil Co.	10.82%
Al Rajhi Bank	23.92%

Sector allocation



- Banks 34.34%
- Telecommunication Services 13.01%
- Materials 12.21%
- Energy 10.82%
- Food Beverage & Tobacco 10.57%
- Insurance 5.49%
- Consumer Discretionary Distribution & Retail 5.46%
- [Cash] 3.44%

**GIPS Compliant**

Riyad Capital claims compliance with the Global Investment Performance Standards (GIPS®). GIPS® is a registered trademark of CFA Institute. CFA Institute does not endorse or promote this organization, nor does it warrant the accuracy or quality of the content contained herein. The expense ratio includes admin fees, advertising fee, Audit fee, Custody fee, management fee, audit fee, Sama fees, Transaction fees, VAT fees, Tadawul fees. And ZAKAT.



Disclaimer