

# Riyad Saudi Equity Sharia Fund



April, 2022

## Fund Facts

Risk Level	High
Geographic Scope	KSA
Sector Focus	Diversified
Fund Currency	SAR
Current Unit Price	16.51
Fund's Assets Size (Mil)	1,040.66
Launch Date	November-96
Benchmark	S&P Saudi Shariah Compliant Index

## Administrative

Initial/Minimum Balance	SAR 5,000
Min Subscription/Redemption	SAR 1,000
Valuation/Dealing Days	Mon & Thu
Settlement In	3 Business Days
Management Fee	1.50%
Subscription Fee	1.00%

## Top Holdings

	Fund	Index
Al Rajhi Bank	27.00%	29.13%
Saudi Basic Industries Corp.	9.96%	8.64%
Saudi Arabian Oil Co.	7.33%	6.58%
Alinma Bank	7.10%	5.47%
Saudi Telecom Co.	6.85%	5.10%
Saudi Arabian Mining Co.	4.86%	4.11%
Sahara International Petrochemical Company	3.91%	2.74%
SABIC Agri-Nutrients Co.	3.46%	2.38%
Elm Company	3.32%	0.00%
Arabian Internet and Communications Services Con	3.19%	0.45%
Other	23.01%	35.38%

## Performance in Fund Currency

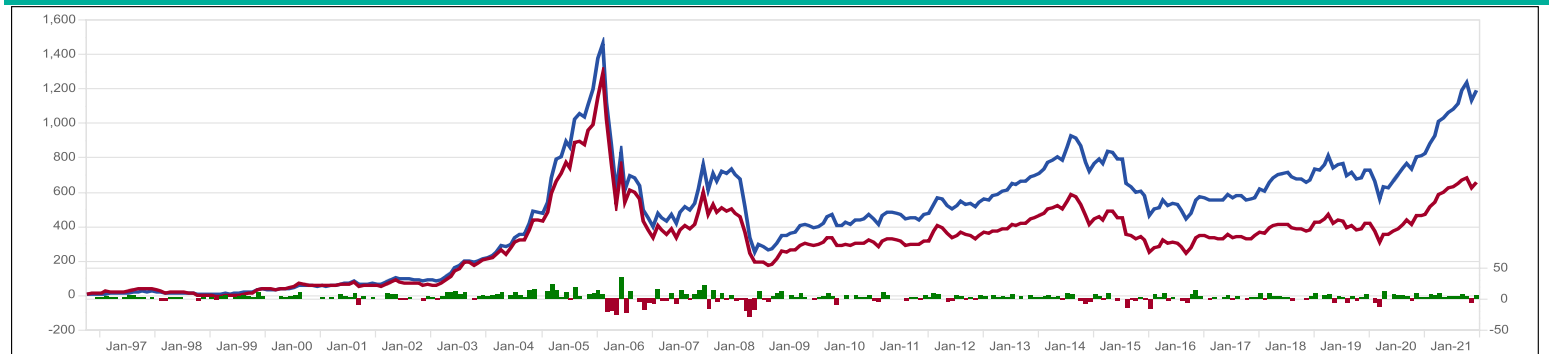
Short Term Return	1 Month	3 Months	6 Months	9 Months	YTD	
Fund	5.72%	19.90%	24.29%	40.17%	28.63%	
Benchmark	4.08%	12.97%	15.65%	23.77%	20.40%	
Calendar Returns	2021	2020	2019	2018	2017	
Fund	41.74%	9.72%	8.17%	15.11%	-0.48%	
Benchmark	33.77%	9.09%	7.99%	7.90%	-0.28%	
Annualized Return	1 Year	3 Years	5 Years	10 Years	Since Inception	
Fund	49.21%	22.05%	20.63%	9.64%	11.65%	
Benchmark	32.72%	17.08%	16.20%	6.35%	8.61%	
Cumulative Return	Fund	49.21%	81.81%	155.38%	150.95%	1551.47%
Benchmark	32.72%	60.48%	111.87%	85.04%	717.52%	

## Statistical Analysis

Performance	1 Year	3 Years	5 Years	10 Years	Since Inception	
Excess Return	16.49%	4.97%	4.42%	3.29%	3.04%	
Alpha	9.51%	4.35%	3.94%	3.58%	3.12%	
Market Risk	Beta	1.11	1.00	1.00	0.91	0.92
R-Squared	90.23%	95.46%	95.04%	95.30%	92.91%	
Batting Average	75.00%	63.89%	63.33%	56.67%	55.23%	
Standard Deviation	13.38%	19.00%	16.61%	17.66%	24.19%	
Downside Deviation	7.62%	12.50%	10.18%	12.09%	16.43%	
Risk Reward	Sharpe Ratio	3.67	1.12	1.18	0.51	0.40
Information Ratio	3.62	1.21	1.19	0.79	0.39	
Tracking Error	4.36%	4.05%	3.70%	4.16%	6.75%	

## Monthly Cumulative Performance

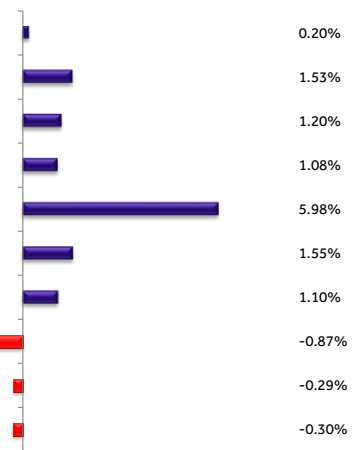
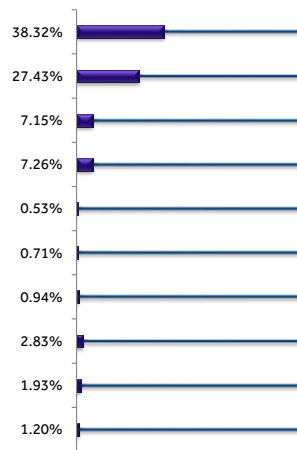
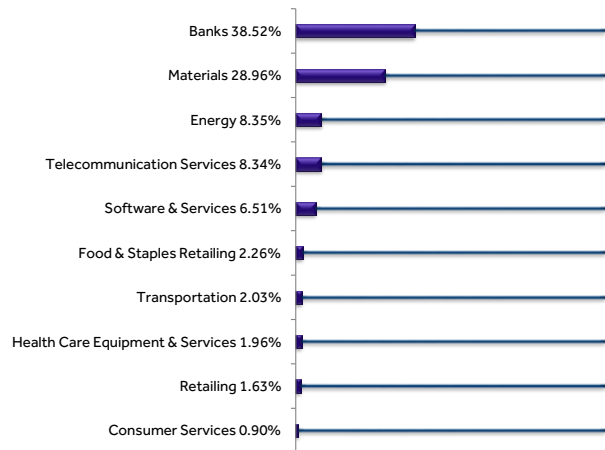
Fund ■ Index ■



## Sector Weights

## Index Weights

## Active Weight



Riyad Capital is an authorized person under the Authorized Person Regulations with license number "07070-37" granted by the Capital Market Authority. Riyad Capital, the registered office of which is at P.O. Box 2414 Al-Shohda Dist, Riyadh 13241 - 7279, Saudi Arabia. ("www.riyadcapital.com"). Past performance is not a guarantee of future returns. The value of units, the income from them, the prices and currencies of the funds, can go down as well as up. Investors may get back less than he or she originally invested. Additionally fees shall apply on the fund. Changes in currency rates may have an adverse effect on the value, price or income of the security. To ensure proper understanding of the fund and its suitability for you according to your risk tolerance, we recommend that you seek a specialized investment advisor. More information about the fund is available in the Terms and Conditions applicable to that fund and should be read carefully before investing.