

Riyad Asian Equity Fund

September , 2020



Fund Facts

Risk Level	High
Geographic Scope	SE Asia
Sector Focus	Diversified
Fund Currency	US Dollar (USD)
Current Unit Price	74.88
Fund's Assets Size (Mil)	10.04
Launch Date	May-92
Benchmark	MSCI AC Asia Ex. Japan Index

Administrative

Initial/Minimum Balance	\$ 2,500
Min Subscription/Redemption	\$ 1,000
Valuation/Dealing Days	Mon, Tue & Wed
Settlement In	5 Business Days
Management Fee	1.50%
Subscription Fee	2.00%

Top Sectors

	Fund	Index
Financials	24.40%	17.30%
Information Technology	22.60%	20.50%
Consumer Discretionary	19.90%	20.90%
Communication Services	10.50%	12.50%
Consumer Staples	5.20%	5.10%
Health Care	3.20%	4.80%
Energy	2.80%	3.20%
Real Estate	2.70%	4.40%
Industrials	1.90%	5.30%
Materials	0.50%	3.80%
Other	6.30%	2.20%

Performance in Fund Currency

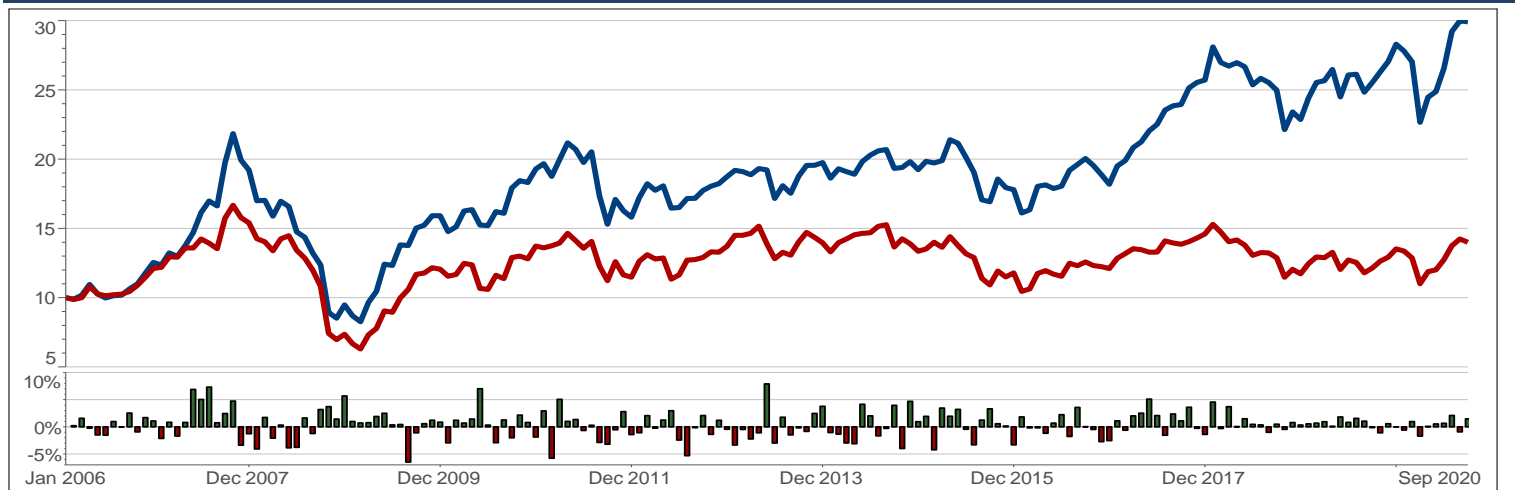
Short Term Return	1 Month	3 Months	6 Months	9 Months	YTD	
Fund	-0.21%	12.61%	32.01%	5.72%	5.72%	
Benchmark	-1.68%	9.81%	27.17%	3.51%	3.51%	
Calendar Returns	2019	2018	2017	2016	2015	
Fund	23.77%	-11.06%	41.32%	2.22%	-7.52%	
Benchmark	15.37%	-19.72%	20.64%	2.69%	-11.74%	
Annualized Return	1 Year	3 Years	5 Years	10 Years	Since Inception	
Fund	17.18%	7.71%	12.07%	5.26%	7.35%	
Benchmark	15.32%	0.35%	5.09%	0.82%	3.11%	
Cumulative Return	Fund	17.18%	24.95%	76.81%	66.93%	648.82%
Benchmark	15.32%	1.05%	28.20%	8.50%	138.35%	

Statistical Analysis

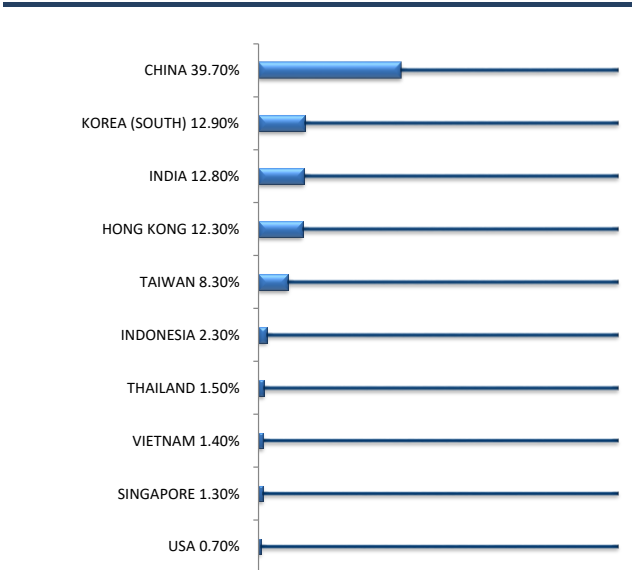
Performance	1 Year	3 Years	5 Years	10 Years	Since Inception	
Excess Return	1.85%	7.36%	6.98%	4.44%	4.24%	
Alpha	0.79%	7.49%	6.96%	4.66%	5.67%	
Market Risk	Beta	1.08	1.03	0.97	0.90	0.94
R-Squared	97.78%	93.95%	89.36%	81.26%	85.13%	
Batting Average	58.33%	69.44%	65.00%	55.83%	59.09%	
Standard Deviation	23.38%	19.00%	17.57%	17.74%	21.71%	
Downside Deviation	16.50%	13.37%	11.59%	12.61%	14.63%	
Risk Reward	Sharpe Ratio	0.69	0.32	0.62	26.00%	0.30
Information Ratio	0.48	1.57	1.21	56.00%	0.64	
Tracking Error	3.84%	4.70%	5.76%	7.90%	8.47%	

Monthly Cumulative Performance

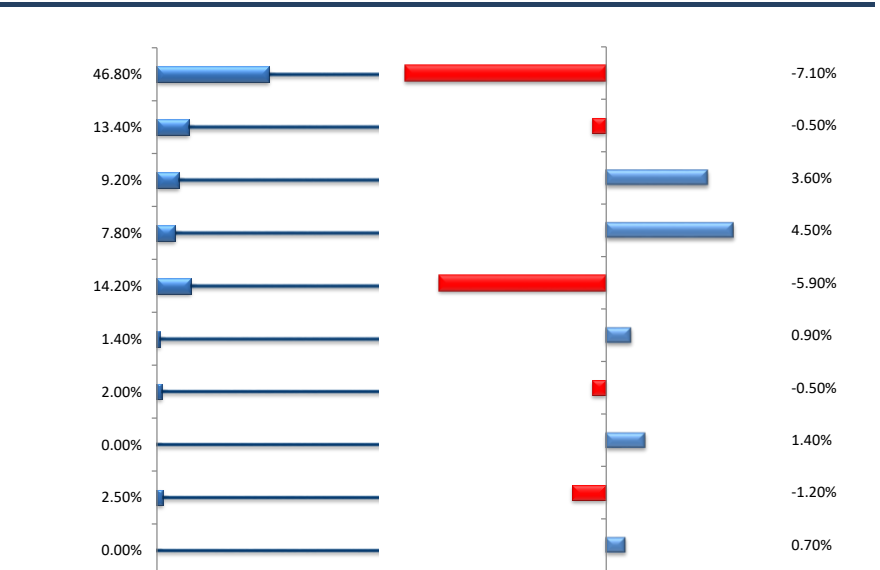
■ Fund ■ Index



Country Weights



Index Weights



Riyad Capital is an authorized person under the Authorized Person Regulations with license number "07070-37" granted by the Capital Market Authority, Riyadh Capital, the registered office of which is at P.O. Box 2414 Al-Shohda Dist, Riyadh 13241 - 7279, Saudi Arabia. ("www.riyadcapital.com"). Past performance is not a guarantee of future returns. The value of units, the income from them, the prices and currencies of the funds, can go down as well as up. Investors may get back less than he or she originally invested. Additionally fees shall apply on the fund. Changes in currency rates may have an adverse effect on the value, price or income of the security. To ensure proper understanding of the fund and its suitability for you according to your risk tolerance, we recommend that you seek a specialized investment advisor. More information about the fund is available in the Terms and Conditions applicable to that fund and should be read carefully before investing